



**2018**

**2019-020**

**2019 04**



) (

**1**

**2**

**90%**

**3**

**10%**

|           |           |             |                    |
|-----------|-----------|-------------|--------------------|
|           |           |             | <b>321,492,746</b> |
| <b>10</b> |           | <b>1.50</b> | <b>0</b>           |
|           | <b>10</b> | <b>5</b>    |                    |

|       |     |
|-------|-----|
| ..... | 3   |
| ..... | 8   |
| ..... | 12  |
| ..... | 15  |
| ..... | 45  |
| ..... | 66  |
| ..... | 74  |
| ..... | 75  |
| ..... | 84  |
| ..... | 90  |
| ..... | 91  |
| ..... | 207 |

|         |      |                      |
|---------|------|----------------------|
|         |      |                      |
| " " " " |      |                      |
|         |      |                      |
| A       |      | 1.00                 |
|         | (A ) |                      |
|         |      |                      |
|         |      |                      |
|         |      |                      |
|         |      |                      |
| \       |      | \                    |
|         |      | 2018 1 1 2018 12 31  |
|         |      |                      |
|         |      |                      |
|         |      |                      |
|         |      |                      |
|         |      |                      |
|         |      |                      |
|         |      |                      |
|         |      |                      |
|         |      |                      |
|         |      | 2016                 |
|         | 4    |                      |
| CP      |      | Cedar Plus Sdn. Bhd. |
|         |      |                      |
|         |      |                      |

|        |  |   |
|--------|--|---|
|        |  |   |
|        |  |   |
|        |  | SUNLINE INTERNATIONAL (MALAYSIA) SDN.BHD. |
|        |  |   |
|        |  |   |
|        |  | 2018                                      |
|        |  | 12 20                                     |
|        |  |   |
|        |  |   |
|        |  | ( )                                       |
| CIMB   |  |   |
| BOSS   |  |   |
|        |  |   |
|        |  | 45%                                       |
|        |  |   |
|        |  | 6.65%                                     |
|        |  |   |
| API    |  | Application Programming Interface         |
| FTP    |  |   |
| DevOps |  |   |
|        |  |   |
|        |  | ( )                                       |
|        |  |   |

---

|  |  |  |                                 |
|--|--|--|---------------------------------|
|  |  |  | 300348                          |
|  |  |  |                                 |
|  |  |  |                                 |
|  |  |  | Shenzhen Sunline Tech Co., Ltd. |
|  |  |  | Sunline                         |
|  |  |  |                                 |
|  |  |  |                                 |

|  |    |   |
|--|----|---|
|  |    |   |
|  | 22 | 5 |
|  |    |   |

|  |         |  |                |    |
|--|---------|--|----------------|----|
|  |         |  |                |    |
|  | A 38-45 |  | 2017 2 2019 12 | 31 |
|  | A 38-45 |  | 2017 2 2019 12 | 31 |

|   | 2018             | 2017             |         | 2016             |
|---|------------------|------------------|---------|------------------|
|   | 1,087,496,802.95 | 879,652,256.18   | 23.63%  | 650,808,858.19   |
|   | 56,454,112.92    | 87,686,514.31    | -35.62% | 101,252,902.06   |
|   | 44,970,446.84    | 92,437,421.00    | -51.35% | 72,843,507.47    |
|   | 17,995,400.04    | -8,400,063.26    | 314.23% | -21,735,476.89   |
| / | 0.1836           | 0.3040           | -39.61% | 0.3648           |
| / | 0.1707           | 0.2977           | -42.66% | 0.3593           |
|   | 4.50%            | 8.88%            | -4.38%  | 13.42%           |
|   | 2018             | 2017             |         | 2016             |
|   | 1,823,052,637.57 | 1,467,399,502.63 | 24.24%  | 1,156,089,951.69 |
|   | 1,230,671,814.67 | 1,079,309,623.73 | 14.02%  | 813,099,230.38   |

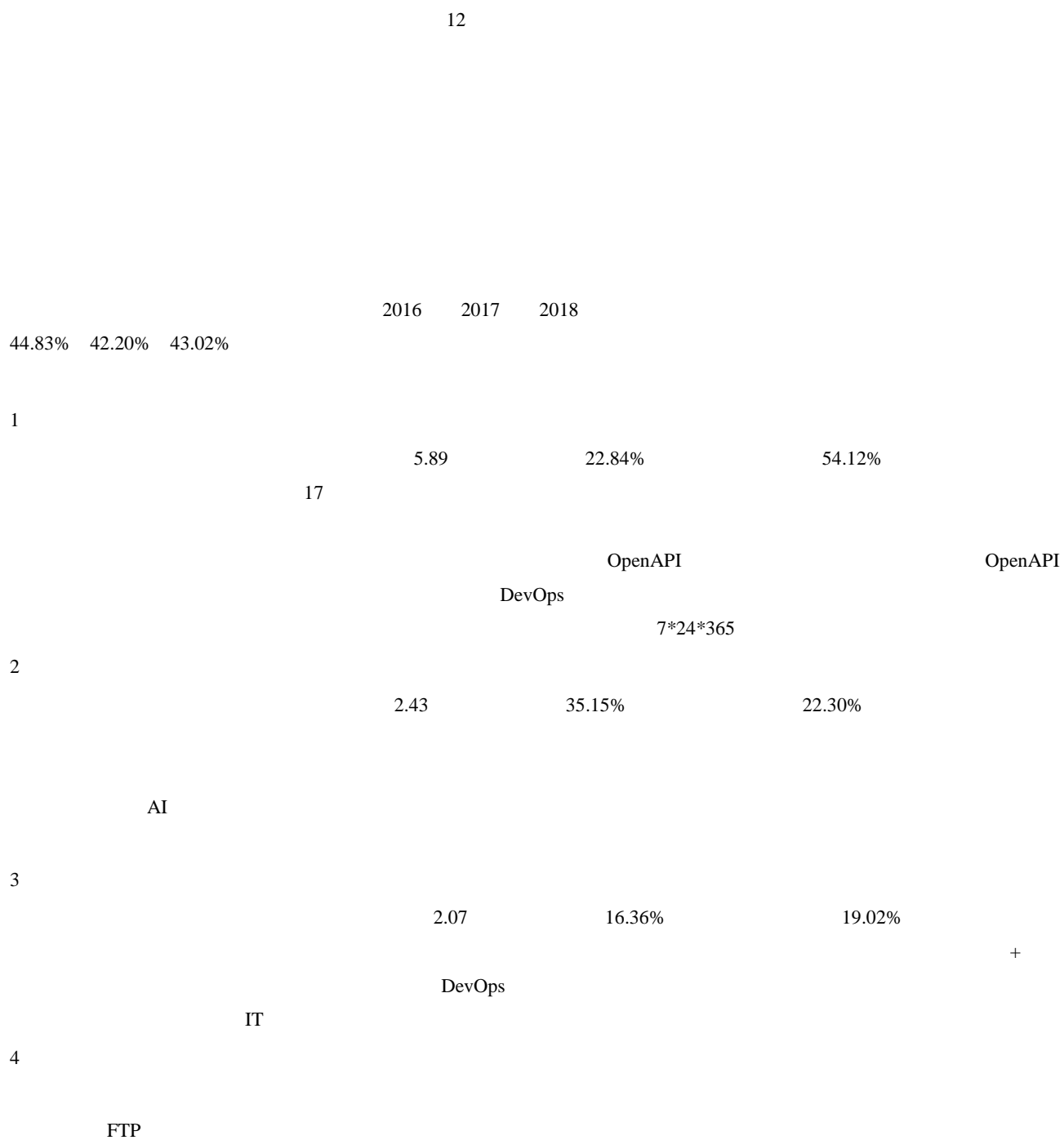
|   |        |
|---|--------|
| / | 0.1756 |
|---|--------|



1

1

1



IT

2018

+

|            |            |        |        |        |
|------------|------------|--------|--------|--------|
| 117,381.21 | 108,749.68 | 23.63% | 7      | 30.91% |
|            | 33.93%     | 7      | 37.33% |        |

Insights Innovation Awards 2018 FIIA

15

50

50

IDC

(Bank of Ayudhya)

2018

617

1



|  |           |
|--|-----------|
|  | PT Master |
|  |           |
|  |           |
|  |           |

2

|  |  |           |  |  |  |           |        |  |
|--|--|-----------|--|--|--|-----------|--------|--|
|  |  |           |  |  |  |           |        |  |
|  |  | 13,705.83 |  |  |  | -1,330.78 | 11.14% |  |

|  |  |  |  |
|--|--|--|--|
|  |  |  |  |
|  |  |  |  |
|  |  |  |  |
|  |  |  |  |



|  |                |        |                |        |        |
|--|----------------|--------|----------------|--------|--------|
|  | 242,558,731.12 | 22.31% | 179,477,604.09 | 20.40% | 35.15% |
|  | 206,831,758.36 | 19.02% | 177,751,081.08 | 20.21% | 16.36% |
|  | 49,518,807.85  | 4.55%  | 43,282,558.01  | 4.92%  | 14.41% |
|  |                |        |                |        |        |
|  | 602,274,507.37 | 55.38% | 436,011,200.80 | 49.57% | 38.13% |
|  | 421,151,022.55 | 38.73% | 391,828,817.96 | 44.54% | 7.48%  |
|  | 64,071,273.03  | 5.89%  | 51,812,237.42  | 5.89%  | 23.66% |

2

10%

12

|  |                  |                |        |        |        |        |
|--|------------------|----------------|--------|--------|--------|--------|
|  |                  |                |        |        |        |        |
|  |                  |                |        |        |        |        |
|  | 1,008,526,941.17 | 511,444,932.26 | 49.29% | 25.13% | 29.56% | -1.73% |
|  |                  |                |        |        |        |        |
|  | 588,587,505.62   | 276,461,625.88 | 53.03% | 22.84% | 22.07% | 0.30%  |
|  | 242,558,731.12   | 132,463,415.52 | 45.39% | 35.15% | 41.69% | -2.52% |
|  | 206,831,758.36   | 100,267,607.67 | 51.52% | 16.36% | 36.00% | -7.00% |
|  |                  |                |        |        |        |        |
|  | 602,274,507.37   | 301,046,631.53 | 50.02% | 38.13% | 31.22% | 2.64%  |
|  | 421,151,022.55   | 201,552,895.09 | 52.14% | 7.48%  | 21.51% | -5.53% |

1

3

4

5

12

|  | 388,010,477.66 | 72.44%  | 284,612,970.33 | 69.08%  |        |
|--|----------------|---------|----------------|---------|--------|
|  | 99,991,485.51  | 18.67%  | 80,275,762.05  | 19.48%  | 24.56% |
|  | 47,611,649.50  | 8.89%   | 47,141,696.09  | 11.44%  | 1.00%  |
|  | 535,613,612.67 | 100.00% | 412,030,428.47 | 100.00% | 29.99% |

|  |  | 2018           |        | 2017           |        |        |
|--|--|----------------|--------|----------------|--------|--------|
|  |  |                |        |                |        |        |
|  |  | 377,437,765.05 | 70.47% | 277,602,333.02 | 67.37% | 35.96% |

|  |  |                |        |               |        |        |
|--|--|----------------|--------|---------------|--------|--------|
|  |  | 132,463,415.52 | 24.73% | 93,485,463.58 | 22.69% | 41.69% |
|  |  | 73,730,096.78  | 13.77% | 51,866,932.90 | 12.59% | 42.15% |
|  |  | 19,000,471.19  | 3.55%  | 14,629,191.21 | 3.55%  | 29.88% |
|  |  | 7,537,039.70   | 1.41%  | 7,230,459.17  | 1.75%  | 4.24%  |
|  |  | 100,267,607.67 | 18.72% | 73,726,583.28 | 17.89% | 36.00% |
|  |  | 19,139,936.82  | 3.57%  | 12,663,370.15 | 3.07%  | 51.14% |
|  |  | 4,932,420.19   | 0.92%  | 3,571,733.53  | 0.87%  | 38.10% |
|  |  | 2,348,606.59   | 0.44%  | 2,097,489.61  | 0.51%  | 11.97% |
|  |  | 26,420,963.60  | 4.93%  | 18,332,593.29 | 4.45%  | 44.12% |

## 6

1 2018 8 23

99% 6,039

2018 9

2 2018 6

2018

9 30

750

60%

40%

2018 9

3 2018 8 24

2018 12 20

2019

## 7

## 8

|  |  |                |
|--|--|----------------|
|  |  | 234,553,517.76 |
|  |  | 21.57%         |
|  |  | 0.00%          |

5

|   |  |               |       |
|---|--|---------------|-------|
|   |  |               |       |
| 1 |  | 74,113,045.33 | 6.81% |

|   |    |                |        |
|---|----|----------------|--------|
| 2 |    | 44,654,162.34  | 4.11%  |
| 3 |    | 40,336,356.61  | 3.71%  |
| 4 |    | 39,904,895.02  | 3.67%  |
| 5 |    | 35,545,058.46  | 3.27%  |
|   | -- | 234,553,517.76 | 21.57% |

|  |  |               |
|--|--|---------------|
|  |  | 23,586,770.58 |
|  |  | 48.01%        |
|  |  | 0.00%         |

5

|   |  |              |        |
|---|--|--------------|--------|
|   |  |              |        |
| 1 |  | 8,516,493.80 | 17.34% |
| 2 |  | 6,370,022.34 | 12.97% |
| 3 |  | 4,401,844.44 | 8.96%  |
| 4 |  | 2,227,910.00 | 4.54%  |

|  |  |  |  |  |
|--|--|--|--|--|
|  |  |  |  |  |
|--|--|--|--|--|

4

2018

118

|   |      |                         |
|---|------|-------------------------|
|   |      |                         |
| 1 | V8   | 2018 V8<br>V8 H5<br>) ( |
| 2 | V2.0 | 2017<br>2018            |
| 3 | V5.0 | V5.0<br>APP/H5          |
| 4 | V2.0 | 2017<br>V2.0            |
| 5 | V1.0 |                         |

|    |            |   |
|----|------------|---|
|    |            |   |
| 6  | TVM V1.0   |   |
| 7  | V5         | V4.0 IOE ETL Mapping<br>2018 V5.0   |
| 8  | V3.0       | V3.0<br>( ) ( )<br>V3.0 IT<br>BI  |
| 9  | iCore V1.5 | 2017 V1.0   |
| 10 |            | cloud-tsp spring cloud dao service rest<br>MVC<br>Spring gateway<br>2018<br>spring cloud pass |
| 11 | BOSS       | Boss  |

2018

## TVM

|  | 2018           | 2017           | 2016          |
|--|----------------|----------------|---------------|
|  | 915            | 810            | 585           |
|  | 25.85%         | 24.71%         | 22.00%        |
|  | 144,790,158.21 | 103,465,048.92 | 43,852,471.84 |
|  | 13.31%         | 11.76%         | 6.74%         |
|  | 50,568,134.54  | 34,338,385.59  | 17,560,497.60 |
|  | 34.93%         | 33.19%         | 40.04%        |
|  | 86.98%         | 39.17%         | 16.96%        |

|   | 2018      | 2017      | 2016      |
|---|-----------|-----------|-----------|
|   | 5,645.41  | 8,768.65  | 10,125.29 |
|   | 15,456.51 | 9,313.88  | 11,059.98 |
|   | 14,479.02 | 10,346.50 | 4,385.25  |
| / | 93.68%    | 111.09%   | 39.65%    |
|   | 5,056.81  | 3,433.84  | 1,756.05  |
| / | 32.72%    | 36.87%    | 15.88%    |

12

| V3.0 | 132,786.35 | 1.<br>2.<br>3. | 100% |
|------|------------|----------------|------|

V1.0M540Q 460.3.X

(RPC)  
(TXC)

(Gateway)

(DRS)

spring cloud

|                 |              |  |                |
|-----------------|--------------|--|----------------|
| V5.0            | 2,275,272.98 | V5.0<br><br>APP/H5   | 66%            |
| KITE<br>V6.0    | 547,476.01   | 1. KITE<br><br>2.<br><br>3. kite                                     | 69%            |
| -SunATP<br>V1.5 | 823,534.86   | 1. SunATP<br><br>2. J2SE Java<br><br>3. B/S<br><br>10 JAVA<br><br>3. | B/S<br><br>78% |
| V8              | 7,031,233.98 | V7<br><br>2018<br><br>V8<br><br>V8 H5<br><br>( )                     | V8<br><br>70%  |
|                 | 912,122.69   |  | 99%            |

V1.0

---

|      |           |      |     |
|------|-----------|------|-----|
| V3.0 | 96,632.63 | V3.0 | 91% |
|------|-----------|------|-----|

V5

|  |            |                |      |
|--|------------|----------------|------|
|  | 213,628.92 |                | 100% |
|  | 272,391.38 | Hadoop         | 73%  |
|  | 76,175.78  | 1.<br>2.<br>3. | 100% |
|  | 434,087.34 |                | 98%  |
|  | 701,017.56 |                | 96%  |
|  | 316,858.44 | API            | 99%  |
|  | 114,333.50 |                | 100% |

|              |              |  |      |
|--------------|--------------|--|------|
|              |              |  |      |
| 2018<br>Timp | 192,785.64   | TIMP<br>ABS  | 99%  |
| -<br>V1.0    | 160,004.11   | 2017<br>5<br>2018  | 79%  |
| -<br>V1.0    | 68,357.90    | 2017<br>EOS BPS SunEDSP<br>+Activiti 18<br>2018 1 3<br>2 API | 94%  |
| V1.0         | 68,265.89    | 1.<br>EOS 2. SOA 3.  | 100% |
| V1.0         | 426,378.66   | 1.<br>2.   | 100% |
| V2.0         | 2,262,848.23 | 2017<br>2018   | 93%  |
| V1.0         | 41,978.36    | SunEDSP  | 100% |

|      |              |   |               |                               |      |
|------|--------------|---|---------------|-------------------------------|------|
|      |              | edsp-drs<br>edsp-dlp/edsp-monitor/edsp-log<br>2017<br>CIMB<br>POC | edsp-rpc      | edsp-governor<br>edsp-gateway |      |
| V1.0 | 126,659.33   |   |               | 2018                          | 90%  |
| v2.0 | 1,339,294.87 | 1.  |               | 2.                            | 100% |
| -    | 162,601.08   | 1. 2016<br>30<br>40%<br>V1.14                                     | 2. 2016<br>30 | V1.0                          | 100% |

V1.0 TVM 668,567.29

|      |      |              |   |      |
|------|------|--------------|---|------|
|      |      |              | "   |      |
| -    | V4.0 | 1,446,770.55 | V4.0<br>1.<br>2.<br>3.<br>4.<br>5.<br>6. Oracle<br>7.<br>8.<br>9. | 76%  |
|      | V1.0 | 790,545.22   |   | 66%  |
|      | V4.0 | 1,159,990.37 | V1.0  | 60%  |
| V1.0 |      | 663,940.54   | 1<br>2<br>2018  | 100% |
| V1.0 |      | 223,879.14   | 2018  | 98%  |
| V1.0 |      | 399,091.37   | 2018<br>1<br>2<br>3   | 100% |

|      |              |                              |  |      |
|------|--------------|------------------------------|--|------|
|      |              | 5                            | 4  |      |
| V1.5 | 2,330,080.89 | 2017 V1.0<br>V1.5<br>3~4     | 2018 iCore V1.0 V1.1<br>iCore devOps<br>docker | 86%  |
| V1.0 | 275,784.80   | 1. 2016 9 224<br>SOA<br>200  | 2. V7<br>vmlUI<br>3.<br>4.                     | 100% |
| V1.0 | 33,905.55    | 1. LTTS V7<br>5<br>200<br>4. | 2. 200<br>3.                                   | 100% |
| V2.0 | 3,480,706.93 | 2017                         | V2.0   | 52%  |

## 5

|  | 2018           | 2017           |         |
|--|----------------|----------------|---------|
|  | 970,933,492.50 | 770,330,780.28 | 26.04%  |
|  | 952,938,092.46 | 778,730,843.54 | 22.37%  |
|  | 17,995,400.04  | -8,400,063.26  | 314.23% |
|  | 33,833,211.74  | 44,216,168.08  | -23.48% |

|  |                |                |         |
|--|----------------|----------------|---------|
|  | 93,867,214.14  | 136,796,086.76 | -31.38% |
|  | -60,034,002.40 | -92,579,918.68 | 35.15%  |
|  | 373,501,925.72 | 351,658,582.02 | 6.21%   |
|  | 167,804,743.92 | 155,343,744.58 | 8.02%   |
|  | 205,697,181.80 | 196,314,837.44 | 4.78%   |
|  | 164,347,390.68 | 93,322,398.76  | 76.11%  |

|   |      |      |         |
|---|------|------|---------|
| 1 | 2018 | 2017 | 314.23% |
| 2 | 2018 | 2017 | 35.15%% |

1 108,749.68 23.63

2 2018 2018  
9,811.10

|  |               |        |   |  |
|--|---------------|--------|---|--|
|  |               |        |   |  |
|  | 745,303.27    | 2.06%  |   |  |
|  | 2,513,027.66  | 6.95%  |   |  |
|  | 24,053,183.35 | 66.48% | / |  |
|  | 124,738.78    | 0.34%  |   |  |
|  | 106,081.60    | 0.29%  |   |  |
|  | -3,587.68     | -0.01% |   |  |
|  | 7,108,361.84  | 19.65% |   |  |



|                |                |         |
|----------------|----------------|---------|
|                |                |         |
| 165,000,000.00 | 261,500,000.00 | -36.90% |

2

|  |  |  | 54,000,000.00 | 45.00% |  | 5 |  |  | 0.00 | 0.00 |  | 2018<br>06 06 | <a href="http://www.cninfo.com.cn/cninfo-new/disclosure/szse_gem/bulletin_detail/true/1205038083?announceTime=2018-06-06">http://www.cninfo.com.cn/cninfo-new/disclosure/szse_gem/bulletin_detail/true/1205038083?announceTime=2018-06-06</a> |
|--|--|--|---------------|--------|--|---|--|--|------|------|--|---------------|---|

15,000,000.00 40.00%

0.00

|  |    |    |               |    |    |    |    |    |      |               |    |    |    |
|--|----|----|---------------|----|----|----|----|----|------|---------------|----|----|----|
|  |    |    |               |    |    |    |    |    |      |               |    |    |    |
|  | -- | -- | 69,000,000.00 | -- | -- | -- | -- | -- | 0.00 | -3,309,445.00 | -- | -- | -- |

3

4

5

1

|      |           |           |                |           |           |           |        |          |    |            |  |   |
|------|-----------|-----------|----------------|-----------|-----------|-----------|--------|----------|----|------------|--|---|
|      |           |           |                |           |           |           |        |          |    |            |  |   |
| 2015 |           | 11,634.56 | 733.99         | 10,369.88 | 0         | 1,406.49  | 12.09% | 1,264.68 |    |            |  | 0 |
| 2016 |           | 17,888.06 | 555.86         | 12,456.4  | 0         |           |        | 5,431.66 |    |            |  | 0 |
|      | --        | 29,522.62 | 1,289.85       | 22,826.28 | 0         | 1,406.49  | 4.76%  | 6,696.34 | -- |            |  | 0 |
|      |           |           |                |           |           |           |        |          |    |            |  |   |
| 1    |           |           | (A ) 2,964,975 |           |           |           |        | 39.24    |    |            |  |   |
|      | 11,634.56 |           | 350.00         |           |           | 11,284.56 |        |          |    | 56.69      |  |   |
|      |           |           |                |           | 11,227.87 |           |        |          |    | 11,234.56  |  |   |
|      |           | 350       |                | 50        | 6.69      |           |        |          |    | 2018 12 31 |  |   |
|      |           | 10,369.88 |                |           | 1,264.68  |           |        | 524.81   |    |            |  |   |
| 2    | 2016      |           |                | 17,888.06 |           | 550.90    |        |          |    | 17,337.16  |  |   |
|      |           |           |                |           |           | 6,416.80  |        |          |    |            |  |   |
|      | 5,366.42  |           |                |           |           |           |        |          |    |            |  |   |
|      |           |           |                |           |           | 550.90    |        | 4,815.52 |    |            |  |   |
|      |           |           | 550.90         |           |           |           | 347.20 |          |    |            |  |   |

|           |  |  |          |  |  |  |  |  |  |  |            |
|-----------|--|--|----------|--|--|--|--|--|--|--|------------|
| 203.70    |  |  |          |  |  |  |  |  |  |  | 2018 12 31 |
| 12,456.40 |  |  | 5,431.66 |  |  |  |  |  |  |  |            |

2

|  | ( ) | (1)       | (2)       | (3)<br>(2)/(1) |           |         |               |       |       |  |
|--|-----|-----------|-----------|----------------|-----------|---------|---------------|-------|-------|--|
|  |     | 6,600     | 6,600     |                | 6,075.19  | 92.05%  | 2017<br>05 31 |       |       |  |
|  |     | 960.82    | 960.82    | 197.29         | 707.36    | 73.62%  | 2018<br>05 31 | 308.2 | 308.2 |  |
|  |     | 1,406.49  | 1,406.49  | 536.71         | 920.09    | 65.42%  | 2019<br>10 31 | 314.9 | 314.9 |  |
|  |     | 400       | 400       |                | 400       | 100.00% | 2016<br>02 29 |       |       |  |
|  |     | 1,867.25  | 1,867.25  |                | 1,867.25  | 100.00% | 2016<br>01 31 |       |       |  |
|  |     | 5,366.42  | 5,366.42  |                | 5,366.42  | 100.00% | 2017<br>06 30 |       |       |  |
|  |     | 11,842.29 | 11,842.29 | 555.86         | 7,089.98  | 59.87%  | 2020<br>06 30 |       |       |  |
|  |     | 679.35    | 679.35    |                |           | 0.00%   | 2020<br>06 30 |       |       |  |
|  | --  | 29,122.62 | 29,122.62 | 1,289.86       | 22,426.29 | --      | --            | 623.1 |       |  |

|  |    |               |               |          |               |      |    |       |       |    |    |
|--|----|---------------|---------------|----------|---------------|------|----|-------|-------|----|----|
|  |    |               |               |          |               |      |    |       |       |    |    |
|  | -- | 29,122.6<br>2 | 29,122.6<br>2 | 1,289.86 | 22,426.2<br>9 | --   | -- | 623.1 | 623.1 | -- | -- |
|  |    |               |               |          |               |      |    |       |       |    |    |
|  |    | 1             | 2017          | 6        | 6             |      |    |       |       |    |    |
|  |    |               |               |          |               | 2017 | 6  | 22    | 2017  |    |    |

|  |  |        |    |
|--|--|--------|----|
|  |  | 524.81 |    |
|  |  | 2016 7 | 21 |
|  |  | 524.81 |    |
|  |  |        | ;  |
|  |  | 350    | 50 |

3

|     |    | (1)            | (2)    | (3)=(2)/(1) |        |               |       |    |    |
|-----|----|----------------|--------|-------------|--------|---------------|-------|----|----|
|     |    | 1,406.49       | 536.71 | 920.08      | 65.42% | 2019 10<br>31 | 314.9 |    |    |
|     | -- | 1,406.49       | 536.71 | 920.08      | --     | --            | 314.9 | -- | -- |
|     |    | 2017 6 6       |        |             |        |               |       |    |    |
| ( ) |    | 2017 6 22 2017 |        |             |        |               |       |    |    |
| ( ) |    |                |        |             |        |               |       |    |    |
|     |    |                |        |             |        |               |       |    |    |

1

2

|  |  | 2018<br>08 23 | 6,039 | -505.57 |     | 4.66% |  |  |  |  |  | 2018<br>08 25 | <a href="http://www.cninfo.com.cn/new/disclosure/detail?plate=szse&amp;stockCode=300348&amp;announcementId=1205326462&amp;announcementTime=2018-08-25">http://www.cninfo.com.cn/new/disclosure/detail?plate=szse&amp;stockCode=300348&amp;announcementId=1205326462&amp;announcementTime=2018-08-25</a> |
|--|--|---------------|-------|---------|-----|-------|--|--|--|--|--|---------------|---|
|  |  |               |       |         | 271 |       |  |  |  |  |  |               |   |

10%

|  |  |  |  | 120,000,000.00 | 298,599,147.77 | 268,045,923.74 | 287,970,655.07 | 68,189,976.48 | 77,252,645.67 |
|--|--|--|--|----------------|----------------|----------------|----------------|---------------|---------------|

---

|  |  |  |               |                |               |                |               |               |
|--|--|--|---------------|----------------|---------------|----------------|---------------|---------------|
|  |  |  |               |                |               |                |               |               |
|  |  |  | 26,000,000.00 | 115,197,086.67 | 98,125,455.95 | 122,074,024.95 | 20,424,010.74 | 26,224,900.48 |

61,000,000.00 155,440,841.48 128,067,533.94 190,250,038.07 464,249.77



**1**

| 2018 05 03 |  |  |  |
|------------|--|--|--|
| 2018 11 06 |  |  |  |

1

|   |      |   |             |       |  |       |          |      |
|---|------|---|-------------|-------|--|-------|----------|------|
| 2 | 2018 | 4 | 17          |       |  | 2017  |          | 2017 |
|   |      |   |             | <2017 |  | >     |          |      |
| 3 | 2018 | 5 | 8           | 2017  |  | <2017 |          | >    |
|   |      |   | 299,300,846 | 10    |  | 0.60  |          |      |
| 4 | 2018 | 6 | 13          | 2017  |  |       | 2018-051 |      |

|    |                |  |  |                |  |  |  |  |                |
|----|----------------|--|--|----------------|--|--|--|--|----------------|
|    |                |  |  |                |  |  |  |  | 0.00           |
|    |                |  |  |                |  |  |  |  | 48,223,911.90  |
|    |                |  |  |                |  |  |  |  | 134,639,820.37 |
|    |                |  |  |                |  |  |  |  | 100.00%        |
|    |                |  |  |                |  |  |  |  |                |
|    |                |  |  |                |  |  |  |  |                |
|    |                |  |  |                |  |  |  |  | 20             |
|    |                |  |  |                |  |  |  |  |                |
|    | ( )            |  |  | 2018           |  |  |  |  | 56,454,112.92  |
|    | -42,137,477.78 |  |  | 194,735,318.17 |  |  |  |  | 17,958,020.02  |
|    | 134,639,820.37 |  |  | 2019 4 12      |  |  |  |  | 321,492,746    |
| 10 | 1.5            |  |  | 10             |  |  |  |  | 5              |

3

|   |      |             |             |      |     |
|---|------|-------------|-------------|------|-----|
| 1 | 2016 | 2017 4 14   | 299,374,846 | 10   | 0.8 |
| 2 | 2017 | 299,300,846 | 10          | 0.60 |     |
| 3 | 2018 | 2019 4 12   | 321,492,746 | 10   | 1.5 |
|   |      | 10 5        |             |      |     |

|      |               |                |        |      |       |               |         |
|------|---------------|----------------|--------|------|-------|---------------|---------|
|      |               |                |        |      |       |               |         |
| 2018 | 48,223,911.90 | 56,454,112.92  | 85.42% | 0.00 | 0.00% | 48,223,911.90 | 100.00% |
| 2017 | 17,958,020.02 | 87,686,514.31  | 20.48% | 0.00 | 0.00% | 17,958,050.76 | 100.00% |
| 2016 | 23,949,987.68 | 101,252,902.06 | 23.65% | 0.00 | 0.00% | 23,949,987.68 | 100.00% |

---

**1**

|  |  |  |  |  |  |  |
|--|--|--|--|--|--|--|
|  |  |  |  |  |  |  |
|  |  |  |  |  |  |  |

|  |  |  |  |  |  |  |
|--|--|--|--|--|--|--|
|  |  |  |  |  |  |  |
|--|--|--|--|--|--|--|

1 36  
2017

36 100% 2 2015

36 2019

60 100%

2016

|  |  |  |  |               |           |  |
|--|--|--|--|---------------|-----------|--|
|  |  |  |  |               |           |  |
|  |  |  |  | 2015 06<br>16 | 2019 1 23 |  |

|  |  |  |  |               |  |  |
|--|--|--|--|---------------|--|--|
|  |  |  |  | 2015 06<br>16 |  |  |
|  |  |  |  | :             |  |  |

|  |  |  |   |               |  |  |
|--|--|--|---|---------------|--|--|
|  |  |  |   |               |  |  |
|  |  |  | : | 2015 06<br>16 |  |  |

|  |    |   |   |   |   |     |            |           |             |
|--|----|---|---|---|---|-----|------------|-----------|-------------|
|  |    |   |   |   |   |     |            |           |             |
|  | 34 | 4 | 2 | 2 | 3 | 25% | 2012 07 31 | 2015 8 17 | 2016 2017 8 |
|  |    |   |   |   | 3 | 25% | 2012 07 31 | 2015 8 17 | 2016 2017 8 |



|  |     |     |                   |               |   |  |
|--|-----|-----|-------------------|---------------|---|--|
|  |     |     | 3<br>50%          | 2012 07<br>31 | 2018 11 8<br>2019 8 17                        |  |
|  |     |     | 2<br>2<br>2       |               |   |  |
|  |     |     | 3<br>50%          | 2012 07<br>31 | 2015 8 17<br>2019 11 8                        |  |
|  |     |     | 2<br>2<br>2       |               |   |  |
|  | 125 | 20% | 12<br>35% 25% 20% | 2014 09<br>09 | 2015 9 9<br>2016 9 9<br>2017 9 9<br>2018 12 4 |  |
|  | 6   |     | 12<br>35% 35% 30% | 2015 06<br>20 | 2016 6 26<br>2017 6 26<br>2018 6 26           |  |
|  | 617 |     | 2<br>30% 30%      |               | 2019 6 8<br>2020 6 8<br>2021                  |  |

|  |  |
|--|--|
|  |  |
|  |  |

2

1 42 [2017]13 2017 5 28

2 [2017]30

|            |      |           |            |            |
|------------|------|-----------|------------|------------|
| 121,366.96 | 2017 | 2016      | 1,186      | 122,552.96 |
|            |      | 12,043.57 | 17,223.88  | 5,180.31   |
| 3          | 2018 |           | ( [2018]15 |            |

|   |                |     |        |     |       |            |        |
|---|----------------|-----|--------|-----|-------|------------|--------|
| 1 | 2018 8 23      |     |        | 99% | 6,039 |            | 2018 9 |
| 2 | 2018 6<br>9 30 | 750 | 60%    |     | 40%   |            | 2018   |
| 3 | 2018 8 24      |     | 2018 9 |     |       | 2018 12 20 | 2019   |

|  |     |
|--|-----|
|  |     |
|  | 106 |
|  | 5   |
|  |     |
|  | 4   |
|  |     |
|  |     |
|  |     |

|   |  |  |  |  |            |   |
|---|--|--|--|--|------------|---|
| / |  |  |  |  |            |   |
|   |  |  |  |  | 2018 12 27 | <a href="http://www.cninfo.com.cn/new/disclosure/detail?plate=szse&amp;stockCode=300348&amp;announcementId=1205695170&amp;announcementTime=2018-12-27 18:02">http://www.cninfo.com.cn/new/disclosure/detail?plate=szse&amp;stockCode=300348&amp;announcementId=1205695170&amp;announcementTime=2018-12-27 18:02</a> |

5%

1 2018 2018 3 6 2018 2018  
 2018 3 28 2018 2018  
 2018 4 25 2018  
 2018 6 6 2018  
 617 22,216,900 2018 6 8 2018 6 6  
<http://www.cninfo.com.cn/> 2018 2018-043  
 2 2018 6 26  
 6 40.125 2018 6 27  
<http://www.cninfo.com.cn/>

2018-054

3

2018 10 15

117

4,532,500

2018 10 16

<http://www.cninfo.com.cn/>

2018-083

4

2018 10 15

2

25,000

2.912 /

2018 10 16

<http://www.cninfo.com.cn/>

2018-086

12

9,811.10

1.55

63.48%

8,250.15

84.09%

1

|  |  | / | / |  |  | 418.95 | 0.42% | 460 |  |  |  | 2018<br>06 27 | <a href="http://www.cninfo.com.cn/new/disclosure/detail?plate=szse&amp;stockCode=300348&amp;announcementId=1205099648&amp;announcementTime=2018-06-27 17:53">http://www.cninfo.com.cn/new/disclosure/detail?plate=szse&amp;stockCode=300348&amp;announcementId=1205099648&amp;announcementTime=2018-06-27 17:53</a> |
|--|--|---|---|--|--|--------|-------|-----|--|--|--|---------------|---|
|  |  | / | / |  |  | 162    | 0.16% | 670 |  |  |  | 2018<br>06 27 | <a href="http://www.cninfo.com.cn/new/disclosure/detail?plate=szse&amp;stockCode=300348&amp;annou">http://www.cninfo.com.cn/new/disclosure/detail?plate=szse&amp;stockCode=300348&amp;annou</a>   |

|  |  |   |  |  |  |      |         |    |  |  |  |          |  |
|--|--|---|--|--|--|------|---------|----|--|--|--|----------|--|
|  |  |   |  |  |  |      |         |    |  |  |  |          | ncementId=1205099648&announcementTime=2018-06-27 17:53   |
|  |  | / |  |  |  | 2.99 | 100.00% | 3  |  |  |  | 20180627 | http://www.cninfo.com.cn/new/disclosure/detail?plate=szse&stockCode=300348&announcementId=1205099648&announcementTime=2018-06-27 17:53 |
|  |  | / |  |  |  | 0    | 0.00%   | 48 |  |  |  | 20180627 | http://www.cninfo.com.cn/new/disclosure/detail?plate=szse&stockCode=300348&announcementId=1205099648&announcementTime=2018-06-27 17:53 |
|  |  | / |  |  |  | 0    | 0.00%   | 12 |  |  |  | 20180627 | http://www.cninfo.com.cn/new/disclosure/detail?plate=szse&stockCode=300348&announcementId=1205099648&announcementTime=2018-06-27 17:53 |

|  |  |  |  |    |    |        |    |       |    |    |    |    |                    |
|--|--|--|--|----|----|--------|----|-------|----|----|----|----|--------------------|
|  |  |  |  |    |    |        |    |       |    |    |    |    | 018-06-27<br>17:53 |
|  |  |  |  | -- | -- | 583.94 | -- | 1,193 | -- | -- | -- | -- | --                 |
|  |  |  |  |    |    |        |    |       |    |    |    |    |                    |
|  |  |  |  |    |    |        |    |       |    |    |    |    |                    |
|  |  |  |  |    |    |        |    |       |    |    |    |    |                    |

2

3

4

5

1 2018 6 4

700 1,800

2018 6 6

<http://www.cninfo.com.cn/>

2018-045 2018 6 28

<http://www.cninfo.com.cn/>

2018-060

2 2018 6 4

750

2018 6 6

<http://www.cninfo.com.cn/>

2018-046

2018 6 28

<http://www.cninfo.com.cn/>

2018-060

3 2018 6 4

100%

5,400 6,600

6,100

100%

2018 6 6

<http://www.cninfo.com.cn/>

100%

2018-047 2018 7 4 <http://www.cninfo.com.cn/>  
2018-061 2018 7 31  
6,039 2018 8 1 100% 99% 6,100  
<http://www.cninfo.com.cn/>  
2018-063 2018 8 25 <http://www.cninfo.com.cn/>  
2018-074  
4 2018 6 26 2018  
1,193 2018 6 27  
<http://www.cninfo.com.cn/> 2018 2018-055  
5 2018 12 28  
1,500 2,250  
2018 12 29 <http://www.cninfo.com.cn/>  
2018-104

|      |            |  |
|------|------------|--|
|      | 2018 06 06 |  |
|      | 2018 06 28 |  |
|      | 2018 06 06 |  |
|      | 2018 06 28 |  |
| 100% | 2018 06 06 |  |
|      | 2018 07 04 |  |
|      | 2018 08 01 |  |

2

3


2

3

1

2

4



|  |  |  |  |  |  |  |  |  |       |  |  |               |               |  |
|--|--|--|--|--|--|--|--|--|-------|--|--|---------------|---------------|--|
|  |  |  |  |  |  |  |  |  |       |  |  |               |               | 300348&announcementId=1205326462&announcementTime=2018-08-25   |
|  |  |  |  |  |  |  |  |  | 2,500 |  |  | 2018<br>6 28  | 2018<br>06 28 | http://www.cninfo.com.cn/new/disclosure/detail?plate=szse&stockCode=300348&announcementId=1205103677&announcementTime=2018-06-28 17:28 |
|  |  |  |  |  |  |  |  |  | 3,750 |  |  | 2018<br>12 31 | 2018<br>12 29 | http://www.cninfo.com.cn/new/disclosure/detail?plate=szse&stockCode=300348&announcementId=1205700204&announcementTime=2018-12-29       |



|   |   |           |
|---|---|-----------|
| 2018 6 28   | <a href="http://www.cninfo.com.cn/">http://www.cninfo.com.cn/</a> | 2018-060  |
| 2018 12 28  |   |           |
|   | 1,500 2,250   |           |
| 2018 12 29  | <a href="http://www.cninfo.com.cn/">http://www.cninfo.com.cn/</a> |           |
|   | 2018-104  |           |
| 3   | 2018 6 4  |           |
|   |   | 100%      |
|   | 5,400 6,600   |           |
|   |   | 100%      |
| 2018 6 6  | <a href="http://www.cninfo.com.cn/">http://www.cninfo.com.cn/</a> |           |
|   | 100%  | 2018-047  |
|   |   | 2018 7 31 |
|   |   | 100%      |
| 99%   | 6,100 6,039   | 2018 8 1  |
| <a href="http://www.cninfo.com.cn/">http://www.cninfo.com.cn/</a> |   | 2018-063  |
|   |   | 2018 8 25 |
| <a href="http://www.cninfo.com.cn/">http://www.cninfo.com.cn/</a> |   | 2018-074  |

1

|   | 117,977,743 | 39.42% | 22,216,900 |  |  | -19,765,529 | 2,451,371 | 120,429,114 | 37.46% |
|---|-------------|--------|------------|--|--|-------------|-----------|-------------|--------|
| 1 | 0           | 0.00%  | 0          |  |  | 0           | 0         | 0           | 0.00%  |
| 2 | 0           | 0.00%  | 0          |  |  | 0           | 0         | 0           | 0.00%  |
| 3 | 117,962,743 | 39.41% | 22,116,900 |  |  | -19,750,529 | 2,366,371 | 120,329,114 | 37.43% |
|   | 0           | 0.00%  | 0          |  |  | 0           | 0         | 0           | 0.00%  |
|   | 117,962,743 | 39.41% | 22,116,900 |  |  | -19,750,529 | 2,366,371 | 120,329,114 | 37.43% |
| 4 | 15,000      | 0.01%  | 100,000    |  |  | -15,000     | 85,000    | 100,000     | 0.03%  |
|   | 0           | 0.00%  | 0          |  |  | 0           | 0         | 0           | 0.00%  |
|   | 15,000      | 0.01%  | 100,000    |  |  | -15,000     | 85,000    | 100,000     | 0.03%  |

|   |      |    |    |            |                   |                   |             |
|---|------|----|----|------------|-------------------|-------------------|-------------|
| 2 | 2018 | 1  | 23 |            | 413,892           |                   |             |
| 3 | 2018 | 4  | 25 | A          | 617               | 22,216,900        |             |
|   |      |    |    |            |                   |                   |             |
|   |      |    |    |            | 22,216,900        | 2018              | 6 8         |
| 4 | 2018 | 7  | 6  |            |                   | 6                 | 401,250     |
| 5 | 2018 | 10 | 16 |            |                   |                   |             |
|   |      |    |    |            |                   |                   | 609,000     |
| 6 | 2018 | 11 | 8  | 40         | 44                |                   | 18,410,239  |
|   |      |    |    |            |                   | 25%               | 75%         |
|   |      |    |    | 11,097,317 |                   |                   |             |
| 7 | 2018 | 12 | 4  |            |                   | 117               | 4,532,500   |
|   |      |    |    |            |                   |                   | 560,000     |
|   |      |    |    |            |                   | 3,972,500         |             |
| 1 |      | A  |    | 617        | 22,216,900        |                   |             |
|   |      |    |    | 2018       |                   |                   |             |
|   |      |    |    |            | www.cninfo.com.cn |                   |             |
| 2 |      |    |    |            |                   |                   |             |
|   |      |    |    |            |                   | www.cninfo.com.cn |             |
| 3 |      |    |    |            |                   |                   |             |
|   |      |    |    |            | www.cninfo.com.cn |                   |             |
| 1 | 2018 | 10 | 15 |            |                   |                   |             |
|   |      |    |    |            |                   |                   | 2           |
|   |      |    |    |            | 25,000            |                   | 321,517,746 |
|   |      |    |    |            |                   |                   |             |
|   |      |    |    |            |                   |                   | 321,492,746 |
| 2 | 2018 | 12 | 28 |            |                   |                   |             |
|   |      |    |    |            | 25,000            |                   |             |
| 3 |      |    |    |            |                   |                   |             |

|      |   |    |             |            |        |             |
|------|---|----|-------------|------------|--------|-------------|
| 2018 | 4 | 25 | 617         | 22,216,900 |        | 321,517,746 |
|      |   |    | 321,517,746 | 2017       | 0.2727 | 0.2676      |
|      |   |    | 3.3569      | 2018       | 0.1836 | 0.1707      |
|      |   |    | 3.8277      |            |        |             |

2

|  | 49,146,675 | 0          | 0         | 49,146,675 |  | 2019/1/14<br>17086124  |
|--|------------|------------|-----------|------------|--|--|
|  | 6,821,371  | 0          | 0         | 6,821,371  |  | 2019/1/14<br>2798814<br>2019/1/23<br>500712                        |
|  | 6,186,679  | 1,119,679  | 609,000   | 5,676,000  |  | 2019/1/14<br>2139000   |
|  | 6,054,062  | 2,909,687  | 2,134,687 | 5,279,062  |  |  |
|  | 5,796,375  | 1,097,875  | 0         | 4,698,500  |  | 2019/1/14<br>2182124   |
|  | 4,929,187  | 3,015,041  | 2,190,750 | 4,104,896  |  |  |
|  | 4,342,125  | 1,936,499  | 1,647,374 | 4,053,000  |  |  |
|  | 3,395,338  | 0          | 0         | 3,395,338  |  | 2019/1/23<br>3395338   |
|  | 3,080,325  | 0          | 0         | 3,080,325  |  | 2019/1/14<br>1276500   |
|  | 2,386,875  | 1,039,424  | 905,624   | 2,253,075  |  |  |
|  | 14,418,622 | 11,531,804 | 0         | 2,886,818  |  | 2019/8/17<br>1110061<br>2020/8/17<br>970315<br>2021/8/17<br>228564 |
|  | 4,187,534  | 413,892    | 0         | 3,773,642  |  | 2019/1/23  |

|  |           |           |            |            |  |   |
|--|-----------|-----------|------------|------------|--|---|
|  |           |           |            |            |  | 3359750<br>2020/1/5<br>413892                                     |
|  | 4,958,750 | 4,933,750 | 22,216,900 | 22,241,900 |  | 2019/6/8<br>8886780<br>2020/6/8<br>6665070<br>2021/6/8<br>6665070 |
|  | 2,273,825 | 225,000   | 969,687    | 3,018,512  |  |   |

4 25 22,216,900 2018 6 8 299,300,846  
 321,517,746

3

1

|       |        |  |        |  |   |  |   |  |   |  |   |
|-------|--------|--|--------|--|---|--|---|--|---|--|---|
|       | 22,593 |  | 25,600 |  | 9 |  | 0 |  | 9 |  | 0 |
| 5% 10 |        |  |        |  |   |  |   |  |   |  |   |
|       |        |  |        |  |   |  |   |  |   |  |   |



|   |  |
|---|--|
| 5 |  |
|---|--|

10

10

10

10

**2**

|  |      |        |
|--|------|--------|
|  |      |        |
|  |      |        |
|  | 2002 | 2014 3 |

**3**

|    |      |        |  |
|----|------|--------|--|
|    |      |        |  |
|    |      |        |  |
|    | 2002 | 2014 3 |  |
| 10 |      |        |  |



4 10%

5

1 2018 10 16

1.77%

2016 10 14 2019 10 13

5,676,000

2 2018 12 26

2018027

2.19%

7,038,750



|  |  |  |  |    |               |               |            |   |            |   |            |
|--|--|--|--|----|---------------|---------------|------------|---|------------|---|------------|
|  |  |  |  |    |               |               |            |   |            |   |            |
|  |  |  |  | 51 | 2010<br>08 24 | 2019<br>10 13 | 65,528,900 | 0 | 12,000,000 | 0 | 53,528,900 |
|  |  |  |  | 43 | 2010<br>08 24 | 2019<br>10 13 | 4,107,100  | 0 | 1,020,000  | 0 | 3,087,100  |
|  |  |  |  | 45 | 2010<br>08 24 | 2019<br>10 13 | 7,728,500  | 0 | 1,930,000  | 0 | 5,798,500  |
|  |  |  |  | 46 | 2010<br>08 24 | 2018<br>10 16 | 6,756,000  | 0 | 1,080,000  | 0 | 5,676,000  |
|  |  |  |  | 49 | 2010<br>08 24 | 2019<br>10 13 | 9,095,162  | 0 | 2,270,000  | 0 | 6,825,162  |
|  |  |  |  | 48 | 2010<br>08 24 | 2019<br>10 13 | 5,473,195  | 0 | 1,090,000  | 0 | 4,383,195  |
|  |  |  |  | 69 | 2014<br>08 20 | 2019<br>10 13 | 0          | 0 | 0          | 0 | 0          |
|  |  |  |  | 50 | 2016<br>10 14 | 2019<br>10 13 | 0          | 0 | 0          | 0 | 0          |
|  |  |  |  | 43 | 2016<br>10 14 | 2019<br>10 13 | 0          | 0 | 0          | 0 | 0          |
|  |  |  |  | 47 | 2010<br>08 24 | 2019<br>10 13 | 7,038,750  | 0 | 0          | 0 | 7,038,750  |
|  |  |  |  | 45 | 2010          | 2019          | 3,004,100  | 0 | 0          | 0 | 3,004,100  |

|  |  |  |  |  |                  |               |           |         |   |   |           |   |   |
|--|--|--|--|--|------------------|---------------|-----------|---------|---|---|-----------|---|---|
|  |  |  |  |  | 08 24            | 10 13         |           |         |   |   |           |   |   |
|  |  |  |  |  | 2010<br>46 08 24 | 2019<br>10 13 | 0         | 0       | 0 | 0 | 0         | 0 | 0 |
|  |  |  |  |  | 2014<br>52 03 27 | 2019<br>10 13 | 2,150,000 | 300,000 | 0 | 0 | 2,450,000 |   |   |
|  |  |  |  |  | 2010<br>50 08 24 | 2019<br>10 13 | 938,750   | 0       | 0 | 0 | 938,750   |   |   |
|  |  |  |  |  | 2010<br>49 08 24 | 2019<br>10 13 | 1,424,686 | 200,000 | 0 | 0 | 1,624,686 |   |   |

2015 5 2016 6 17  
2016 10  
1974 12  
2003 2010 8  
2013 9  
2015 5 2015 6 10  
2016 10  
1970 2  
2003  
2010 8 2013 9  
2015 5 2016 10  
1976 9 2003  
2010 8  
2013 9  
2015 5 2015 4 10  
2015 11 24 2016 10  
1969 6  
2003 9 2005 9 2003 7  
2016 10  
1976 3 2005 7  
2005 7  
2019 3



|  |  |  | 2018 06<br>21 | 2021 06 21 |  |
|--|--|--|---------------|------------|--|
|  |  |  | 2018 07<br>02 | 2023 07 02 |  |
|  |  |  | 2017 02<br>08 | 2020 02 08 |  |
|  |  |  | 2016 04<br>06 | 2019 04 06 |  |
|  |  |  | 2015 04<br>03 | 2021 04 03 |  |
|  |  |  | 2017 08<br>07 | 2020 08 07 |  |
|  |  |  | 2017 03<br>13 | 2020 03 13 |  |

|  |                      |  |            |            |  |
|--|----------------------|--|------------|------------|--|
|  |                      |  | 2017 02 08 | 2020 02 08 |  |
|  |                      |  | 2016 01 19 | 2021 01 19 |  |
|  |                      |  | 2015 11 13 | 2021 11 13 |  |
|  | Cedar Plus Sdn. Bhd. |  | 2016 05 10 | 2019 05 10 |  |
|  |                      |  | 2016 03 02 | 2019 03 02 |  |
|  |                      |  | 2016 05 04 | 2019 05 04 |  |
|  |                      |  | 2018 02 08 | 2021 02 08 |  |
|  |                      |  | 2017 03 13 | 2020 03 13 |  |
|  |                      |  | 2018 01 10 | 2021 01 10 |  |
|  | /                    |  |            |            |  |

17 2018 1,177.77

|  |  |  |    |  |        |
|--|--|--|----|--|--------|
|  |  |  |    |  |        |
|  |  |  | 51 |  | 121.82 |
|  |  |  | 43 |  | 85.46  |
|  |  |  | 45 |  | 109.82 |
|  |  |  | 46 |  | 75.38  |

---

|  |  |  |    |  |        |  |
|--|--|--|----|--|--------|--|
|  |  |  | 49 |  | 121.65 |  |
|  |  |  | 48 |  | 63.94  |  |

---

|  |       |
|--|-------|
|  | 0     |
|  |       |
|  |       |
|  | 0     |
|  | 79    |
|  | 3,738 |

4



**1**



---

|  |  |  |  |  |  |
|--|--|--|--|--|--|
|  |  |  |  |  | 0348&announcementId=1205080376<br>&announcementTime=2018-06-21%2<br>017:56 |
|--|--|--|--|--|--|

2018

9.09%





|  |         |         |
|--|---------|---------|
|  | 3       |         |
|  | :       |         |
|  | 5%      | 5%      |
|  | 2% < 5% | 2% < 5% |
|  | < 2%    | 5% < 2% |
|  |         | 0       |
|  |         | 0       |
|  |         | 0       |
|  |         | 0       |









1

2018 12 31

|  |                |                |
|--|----------------|----------------|
|  |                |                |
|  |                |                |
|  | 549,927,916.42 | 384,597,025.74 |
|  |                |                |
|  |                |                |
|  |                |                |
|  |                |                |
|  | 682,427,240.47 | 521,845,429.87 |
|  |                |                |
|  | 682,427,240.47 | 521,845,429.87 |
|  | 1,584,433.11   | 3,398,334.40   |
|  |                |                |

|  |                  |                  |
|--|------------------|------------------|
|  |                  |                  |
|  |                  |                  |
|  | 17,040,956.00    | 22,276,242.09    |
|  |                  |                  |
|  |                  |                  |
|  | 190,883.23       | 812,250.77       |
|  |                  |                  |
|  |                  |                  |
|  | 9,417.97         | 587,511.75       |
|  | 1,251,180,847.20 | 933,516,794.62   |
|  |                  |                  |
|  |                  |                  |
|  | 40,555,057.79    | 10,000,000.00    |
|  |                  |                  |
|  |                  |                  |
|  | 5,116,696.87     | 2,872,022.44     |
|  |                  |                  |
|  | 269,825,643.01   | 254,885,015.47   |
|  |                  | 24,451,517.11    |
|  |                  |                  |
|  |                  |                  |
|  | 49,200,309.64    | 57,943,235.76    |
|  | 44,622,376.20    | 21,493,189.48    |
|  | 130,437,251.28   | 137,540,549.65   |
|  | 7,052,806.43     | 2,480,657.21     |
|  | 25,061,649.15    | 17,216,520.89    |
|  |                  | 5,000,000.00     |
|  | 571,871,790.37   | 533,882,708.01   |
|  | 1,823,052,637.57 | 1,467,399,502.63 |
|  |                  |                  |
|  | 150,000,000.00   | 100,000,000.00   |
|  |                  |                  |
|  |                  |                  |

|  |                |                |
|--|----------------|----------------|
|  |                |                |
|  |                |                |
|  |                |                |
|  | 11,590,898.83  | 16,636,056.81  |
|  | 30,331,302.83  | 26,247,518.46  |
|  |                |                |
|  |                |                |
|  | 53,037,424.47  | 37,315,995.10  |
|  | 41,855,357.10  | 54,015,566.65  |
|  | 5,215,845.83   | 15,251,636.41  |
|  |                |                |
|  | 724,827.60     | 724,827.60     |
|  |                |                |
|  |                |                |
|  |                |                |
|  |                |                |
|  | 11,212,500.00  | 41,612,500.00  |
|  |                |                |
|  | 303,243,329.06 | 291,079,273.43 |
|  |                |                |
|  | 52,325,000.00  | 59,797,500.00  |
|  |                |                |
|  |                |                |
|  |                |                |
|  |                |                |
|  |                |                |
|  | 8,386,146.11   | 6,536,506.20   |
|  | 300,000.00     | 540,000.00     |
|  |                | 4,014,575.00   |
|  | 218,392,127.00 | 18,478,708.50  |
|  | 279,403,273.11 | 89,367,289.70  |
|  | 582,646,602.17 | 380,446,563.13 |

|  |                  |                  |
|--|------------------|------------------|
|  |                  |                  |
|  | 321,517,746.00   | 299,300,846.00   |
|  |                  |                  |
|  |                  |                  |
|  | 767,046,719.12   | 478,544,397.16   |
|  | 218,392,127.00   | 18,478,708.50    |
|  | 1,002,647.00     | -1,057,647.58    |
|  |                  |                  |
|  | 29,245,759.82    | 29,245,759.82    |
|  |                  |                  |
|  | 330,251,069.73   | 291,754,976.83   |
|  | 1,230,671,814.67 | 1,079,309,623.73 |
|  | 9,734,220.73     | 7,643,315.77     |
|  | 1,240,406,035.40 | 1,086,952,939.50 |
|  | 1,823,052,637.57 | 1,467,399,502.63 |

2

|  |                |                |
|--|----------------|----------------|
|  |                |                |
|  |                |                |
|  | 509,382,430.49 | 311,141,598.65 |
|  |                |                |
|  |                |                |
|  | 585,642,124.13 | 504,012,182.94 |
|  |                |                |
|  | 585,642,124.13 | 504,012,182.94 |
|  | 1,033,115.80   | 1,582,897.44   |
|  | 108,778,068.94 | 92,451,270.86  |
|  |                |                |
|  |                |                |
|  | 131,054.16     | 327,635.37     |

|  |                  |                  |
|--|------------------|------------------|
|  |                  |                  |
|  |                  |                  |
|  |                  |                  |
|  | 1,204,966,793.52 | 909,515,585.26   |
|  |                  |                  |
|  | 40,555,057.79    | 10,000,000.00    |
|  |                  |                  |
|  |                  |                  |
|  | 608,472,679.53   | 465,827,754.32   |
|  |                  |                  |
|  | 267,281,512.33   | 252,795,103.89   |
|  |                  | 24,451,517.11    |
|  |                  |                  |
|  |                  |                  |
|  | 28,412,055.75    | 32,536,727.21    |
|  | 14,992,389.90    | 6,229,041.82     |
|  |                  |                  |
|  | 6,836,241.09     | 2,027,322.13     |
|  | 13,311,989.19    | 12,500,501.65    |
|  |                  |                  |
|  | 979,861,925.58   | 806,367,968.13   |
|  | 2,184,828,719.10 | 1,715,883,553.39 |
|  |                  |                  |
|  | 150,000,000.00   | 100,000,000.00   |
|  |                  |                  |
|  |                  |                  |
|  | 518,693,087.77   | 382,841,550.87   |
|  | 21,237,162.02    | 15,288,014.65    |
|  | 17,373,200.00    | 9,585,050.06     |
|  | 4,392,407.06     | 14,510,392.83    |
|  | 157,729,536.21   | 85,121,710.42    |
|  |                  |                  |
|  | 724,827.60       | 724,827.60       |

|  |                  |                |
|--|------------------|----------------|
|  |                  |                |
|  | 11,212,500.00    | 41,612,500.00  |
|  |                  |                |
|  | 880,637,893.06   | 648,959,218.83 |
|  |                  |                |
|  | 52,325,000.00    | 59,797,500.00  |
|  |                  |                |
|  |                  |                |
|  |                  |                |
|  |                  |                |
|  |                  | 4,548,119.49   |
|  | 300,000.00       | 540,000.00     |
|  |                  |                |
|  | 224,205,551.05   | 23,283,132.55  |
|  | 276,830,551.05   | 88,168,752.04  |
|  | 1,157,468,444.11 | 737,127,970.87 |
|  |                  |                |
|  | 321,517,746.00   | 299,300,846.00 |
|  |                  |                |
|  |                  |                |
|  |                  |                |
|  | 760,349,075.80   | 473,952,367.03 |
|  |                  |                |





|  |              |             |
|--|--------------|-------------|
|  | 2,090,904.96 | -732,735.00 |
|  |              |             |
|  | 0.1836       | 0.3040      |
|  | 0.1707       | 0.2977      |

## 4

|   |                |                |
|---|----------------|----------------|
|   |                |                |
|   | 893,957,746.71 | 778,449,470.28 |
|   | 762,624,437.55 | 626,161,346.86 |
|   | 2,052,657.52   | 1,844,414.38   |
|   | 56,795,567.31  | 43,373,065.56  |
|   | 91,556,392.14  | 73,210,158.14  |
|   | 5,888,237.51   | 20,056,201.84  |
|   | 4,950,563.15   | 2,926,748.65   |
|   | 12,896,928.66  | 7,927,600.69   |
|   | -8,017,754.30  | -5,082,817.74  |
|   | 12,404,145.16  | 13,629,151.95  |
|   | 4,733,228.10   | 3,961,867.51   |
|   | -11,130,718.52 | -9,309,408.97  |
|   | -5,470,140.21  | -2,020,708.97  |
|   |                |                |
| - | -3,753.22      | -17,223.88     |
|   | -48,715,497.27 | -8,116,382.44  |
|   | 100,881.31     | 15,100.01      |
|   | 97,268.65      | 54,242.48      |
|   | -48,711,884.61 | -8,155,524.91  |
|   | -6,574,406.83  | -4,445,167.18  |

|    |                |               |
|----|----------------|---------------|
|    | -42,137,477.78 | -3,710,357.73 |
|    | -42,137,477.78 | -3,710,357.73 |
|    |                |               |
|    |                |               |
| 1. |                |               |
| 2. |                |               |
|    |                |               |
| 1. |                |               |
| 2. |                |               |
| 3. |                |               |
| 4. |                |               |
| 5. |                |               |
| 6. |                |               |
|    | -42,137,477.78 | -3,710,357.73 |
|    |                |               |
|    | -0.1370        | -0.0129       |
|    | -0.1274        | -0.0126       |

## 5

|  |                |                |
|--|----------------|----------------|
|  |                |                |
|  |                |                |
|  | 949,421,067.96 | 745,352,847.05 |
|  |                |                |

|  |                |                |
|--|----------------|----------------|
|  |                |                |
|  |                |                |
|  |                |                |
|  |                |                |
|  |                |                |
|  |                |                |
|  |                |                |
|  |                |                |
|  |                |                |
|  |                |                |
|  | 9,809,818.87   | 410,330.74     |
|  | 11,702,605.67  | 24,567,602.49  |
|  | 970,933,492.50 | 770,330,780.28 |
|  | 153,596,543.26 | 105,677,286.13 |
|  |                |                |
|  |                |                |
|  |                |                |
|  |                |                |
|  |                |                |
|  | 612,196,137.63 | 527,412,924.46 |
|  | 47,718,843.98  | 37,605,363.54  |
|  | 139,426,567.59 | 108,035,269.41 |
|  |                |                |



|  |                  |                |
|--|------------------|----------------|
|  | 841,894,489.05   | 627,912,154.31 |
|  | 1,177,239.14     | 410,330.74     |
|  | 1,098,927,068.34 | 203,084,419.07 |
|  | 1,941,998,796.53 | 831,406,904.12 |
|  | 662,430,843.76   | 341,345,657.06 |
|  | 71,886,132.19    | 124,421,409.00 |
|  | 8,368,005.06     | 15,995,978.40  |
|  | 1,072,714,620.24 | 181,956,836.65 |
|  | 1,815,399,601.25 | 663,719,881.11 |
|  | 126,599,195.28   | 167,687,023.01 |
|  |                  |                |
|  | 4,184,768.40     | 45,162,670.34  |
|  |                  |                |
|  | 11,772.34        | 6,310.00       |
|  | 60,390,000.00    |                |
|  |                  |                |
|  | 64,586,540.74    | 45,168,980.34  |
|  |                  |                |

|  |                |                |
|--|----------------|----------------|
|  | 29,929,743.92  | 32,933,913.80  |
|  | 144,794,097.44 | 73,369,632.00  |
|  | 312,598,841.36 | 216,793,545.80 |
|  | 172,644,221.35 | 176,437,302.46 |

|   |               |  |  |  |                |                |  |  |  |  |  |  |                |
|---|---------------|--|--|--|----------------|----------------|--|--|--|--|--|--|----------------|
|   | 22,216,900.00 |  |  |  | 288,502,321.96 | 199,913,418.50 |  |  |  |  |  |  | 110,805,803.46 |
| 1 | 22,216,900.00 |  |  |  | 196,175,227.00 | 218,392,127.00 |  |  |  |  |  |  |                |
| 2 |               |  |  |  |                |                |  |  |  |  |  |  |                |
| 3 |               |  |  |  | 98,110,959.99  |                |  |  |  |  |  |  | 98,110,959.99  |
| 4 |               |  |  |  | -5,783.8       | -18,478.       |  |  |  |  |  |  | 12,694,        |
|   |               |  |  |  |                |                |  |  |  |  |  |  |                |
| 1 |               |  |  |  |                |                |  |  |  |  |  |  |                |

|  |              |  |  |  |         |         |       |  |        |  |         |       |               |
|--|--------------|--|--|--|---------|---------|-------|--|--------|--|---------|-------|---------------|
|  | 7,746.<br>00 |  |  |  | ,719.12 | ,127.00 | 47.00 |  | 759.82 |  | ,069.73 | 20.73 | 06,035.<br>40 |
|--|--------------|--|--|--|---------|---------|-------|--|--------|--|---------|-------|---------------|

AÑ

|  |  |  |  |  |  |  |  |  |  |  |  |  |  |
|--|--|--|--|--|--|--|--|--|--|--|--|--|--|
|  |  |  |  |  |  |  |  |  |  |  |  |  |  |
|  |  |  |  |  |  |  |  |  |  |  |  |  |  |
|  |  |  |  |  |  |  |  |  |  |  |  |  |  |
|  |  |  |  |  |  |  |  |  |  |  |  |  |  |



|  |                    |  |  |  |                    |                    |  |  |                   |                      |                    |
|--|--------------------|--|--|--|--------------------|--------------------|--|--|-------------------|----------------------|--------------------|
|  |                    |  |  |  |                    |                    |  |  |                   |                      |                    |
|  |                    |  |  |  |                    |                    |  |  |                   |                      |                    |
|  |                    |  |  |  |                    |                    |  |  |                   |                      |                    |
|  | 299,300,<br>846.00 |  |  |  | 473,952,3<br>67.03 | 18,478,70<br>8.50  |  |  | 29,245,75<br>9.82 | 194,735<br>,318.17   | 978,755,5<br>82.52 |
|  | 22,216,9<br>00.00  |  |  |  | 286,396,7<br>08.77 | 199,913,4<br>18.50 |  |  |                   | -60,095,<br>497.80   | 48,604,69<br>2.47  |
|  |                    |  |  |  |                    |                    |  |  |                   | -42,137, -<br>477.78 |                    |

|   |                    |  |  |  |                    |                    |  |  |                   |                    |                      |
|---|--------------------|--|--|--|--------------------|--------------------|--|--|-------------------|--------------------|----------------------|
| 5 |                    |  |  |  |                    |                    |  |  |                   |                    |                      |
|   |                    |  |  |  |                    |                    |  |  |                   |                    |                      |
| 1 |                    |  |  |  |                    |                    |  |  |                   |                    |                      |
| 2 |                    |  |  |  |                    |                    |  |  |                   |                    |                      |
|   |                    |  |  |  |                    |                    |  |  |                   |                    |                      |
|   | 321,517,<br>746.00 |  |  |  | 760,349,0<br>75.80 | 218,392,1<br>27.00 |  |  | 29,245,75<br>9.82 | 134,639<br>,820.37 | 1,027,360<br>,274.99 |

|  |  |  |  |  |  |  |  |  |  |  |  |
|--|--|--|--|--|--|--|--|--|--|--|--|
|  |  |  |  |  |  |  |  |  |  |  |  |
|  |  |  |  |  |  |  |  |  |  |  |  |

|   |                |  |  |  |                |               |  |  |  |                |                |                |
|---|----------------|--|--|--|----------------|---------------|--|--|--|----------------|----------------|----------------|
|   |                |  |  |  |                |               |  |  |  | -23,949,987.68 | -23,949,987.68 |                |
| 1 |                |  |  |  |                |               |  |  |  |                |                |                |
| 2 |                |  |  |  |                |               |  |  |  | -23,949,987.68 | -23,949,987.68 |                |
| 3 |                |  |  |  |                |               |  |  |  |                |                |                |
|   |                |  |  |  |                |               |  |  |  |                |                |                |
| 1 |                |  |  |  |                |               |  |  |  |                |                |                |
| 2 |                |  |  |  |                |               |  |  |  |                |                |                |
| 3 |                |  |  |  |                |               |  |  |  |                |                |                |
| 4 |                |  |  |  |                |               |  |  |  |                |                |                |
| 5 |                |  |  |  |                |               |  |  |  |                |                |                |
|   |                |  |  |  |                |               |  |  |  |                |                |                |
| 1 |                |  |  |  |                |               |  |  |  |                |                |                |
| 2 |                |  |  |  |                |               |  |  |  |                |                |                |
|   |                |  |  |  |                |               |  |  |  |                |                |                |
|   | 299,300,846.00 |  |  |  | 473,952,367.03 | 18,478,708.50 |  |  |  | 29,245,759.82  | 194,735,318.17 | 978,755,582.52 |







1

2018 12 31

2018

2

1 1 12 31

3

12

4



---

---

---

---

Cedar Plus

Sunline Technology Thailand Limited

Sunline CP

SUNLINE INTERNATIONAL (MALAYSIA)

---

---

5

( ) ~~0 1 57.24 40824357143 / 10.56 10 0 1 61.92 2~~

2

12

3

**6**

1

2

3

4

**7**

1

A

B

C

D

E

2

**8**

**9**

1

2

11

3

4

5

-  
-

50% 50%

12 12

12 12

12

6

7

**11****1**

|  |        |
|--|--------|
|  | 50 , 2 |
|  |        |

**2**

|  |  |
|--|--|
|  |  |
|--|--|

---

|   |   |        |        |
|---|---|--------|--------|
| 1 | 1 | 5.00%  | 5.00%  |
| 1 | 2 | 10.00% | 10.00% |
| 2 | 3 | 20.00% | 20.00% |
| 3 |   | 50.00% | 50.00% |



13

14

1

2

22

22

3

20% 20% 50%

20%

4

22

**15****16****1****2**

|  |  |       |       |      |
|--|--|-------|-------|------|
|  |  |       |       |      |
|  |  | 20.00 | 10.00 | 4.50 |

---

|  |  |      |       |       |
|--|--|------|-------|-------|
|  |  | 5.00 | 10.00 | 18.00 |
|  |  | 5.00 | 10.00 | 18.00 |
|  |  | 5.00 | 10.00 | 18.00 |
|  |  | 5.00 | --    | 20.00 |

2

3

3

**19**

**20**

**21**

**1**

22

2

23

24

1

2

3

4

25

1

2

3

26

1

2

B

C

D

E

F

A

3

4

27

28

12

29

1

30

/

1

2

1

2

**31**

**1**

1

2

3

**2**

1

2

32

33

1

| 2018 6 15<br>2018<br>( [2018]15 | 2018 10 15 |  |
|---------------------------------|------------|--|
| 2018                            | [2018]15   |  |

A

B

C

[2018]15

2018

2017

1,139,861.03

2017

1,139,861.03

2

34

## 1

|  |  |                       |
|--|--|-----------------------|
|  |  |                       |
|  |  | 3% 5% 6% 16% 17%      |
|  |  | 1% 7%                 |
|  |  | 15% 16.5% 20% 24% 25% |

|                                  |       |
|----------------------------------|-------|
|                                  |       |
|                                  | 15%   |
|                                  | 16.5% |
| Cedar Plus Sdn. Bhd              | 24%   |
| Sunline CP                       | 24%   |
|                                  | 16.5% |
|                                  | 16.5% |
| SUNLINE INTERNATIONAL (MALAYSIA) | 24%   |
|                                  | 15%   |
|                                  | 15%   |
|                                  | 15%   |
|                                  | 15%   |
|                                  | 15%   |
|                                  | 15%   |
|                                  | 15%   |
|                                  | 15%   |
|                                  | 15%   |
|                                  | 20%   |
|                                  | 15%   |

## 2

( [2013] 106 )

2011 100 17%  
3%

2017 10 31

GR201744204548

15%

2018 9 10

GR201811001135

15%

2017 12 6

GR201711008511

15%

2017 11 23

GR201731001782

15%

[2014]26 15%

2012 27

2017 12 31

25%

10%

2016

2018

10%

2017

2017

2018

2018

2018

12

2011 100

17%

3%

1,177,239.14

3

1

---

|  |                |                |
|--|----------------|----------------|
|  |                |                |
|  | 545,829,916.42 | 381,482,525.74 |
|  | 4,098,000.00   | 3,114,500.00   |
|  |                |                |

|  |  |
|--|--|
|  |  |
|--|--|

2

1)

|  | 7,749,55<br>9.18   | 1.04%   | 7,749,55<br>9.18  | 100.00% |                    | 2,986,3<br>84.00   | 0.53%   | 2,986,384<br>.00  | 100.00% |                    |
|--|--------------------|---------|-------------------|---------|--------------------|--------------------|---------|-------------------|---------|--------------------|
|  | 732,927,<br>474.10 | 98.74%  | 50,500,2<br>33.63 | 6.89%   | 682,427,2<br>40.47 | 555,574<br>,029.19 | 99.22%  | 33,728,59<br>9.32 | 6.07%   | 521,845,42<br>9.87 |
|  | 1,629,67<br>4.12   | 0.22%   | 1,629,67<br>4.12  | 100.00% |                    | 1,399,6<br>74.12   | 0.25%   | 1,399,674<br>.12  | 100.00% |                    |
|  | 742,306,<br>707.40 | 100.00% | 59,879,4<br>66.93 | 8.07%   | 682,427,2<br>40.47 | 559,960<br>,087.31 | 100.00% | 38,114,65<br>7.44 | 6.81%   | 521,845,42<br>9.87 |

|  | 1,115,284.00 | 1,115,284.00 | 100.00% |
|--|--------------|--------------|---------|
|  | 1,871,100.00 | 1,871,100.00 | 100.00% |
|  | 2,205,130.04 | 2,205,130.04 | 100.00% |

MG Commercial Bank

|     |                |               |        |
|-----|----------------|---------------|--------|
|     |                |               |        |
| 1   |                |               |        |
| 1   | 579,966,957.26 | 28,998,347.87 | 5.00%  |
| 1   | 579,966,957.26 | 28,998,347.87 | 5.00%  |
| 1 2 | 120,357,010.33 | 12,035,701.05 | 10.00% |
| 2 3 | 22,785,228.57  | 4,557,045.71  | 20.00% |
| 3   | 9,818,277.94   | 4,909,139.00  | 50.00% |
|     | 732,927,474.10 | 50,500,233.63 | 6.89%  |

12

2)

21,764,809.49

|  |  |  |
|--|--|--|
|  |  |  |
|--|--|--|

3)

|  |  |
|--|--|
|  |  |
|--|--|

|  |  |  |  |  |  |
|--|--|--|--|--|--|
|  |  |  |  |  |  |
|--|--|--|--|--|--|

4)

176,252,824.04

23.74 %

11,659,698.21

5)

6)

5

1

| 1   | 1,522,433.11 | 96.09% | 3,398,334.40 | 100.00% |
|-----|--------------|--------|--------------|---------|
| 1 2 | 62,000.00    | 3.91%  |              |         |
|     | 1,584,433.11 | --     | 3,398,334.40 | --      |

1

2

1,278,367.53

80.68%

6

|  |               |               |
|--|---------------|---------------|
|  |               |               |
|  | 17,040,956.00 | 22,276,242.09 |
|  | 17,040,956.00 | 22,276,242.09 |

1

1)

|  |  |  |
|--|--|--|
|  |  |  |
|--|--|--|

2)

|  |  |  |  |  |
|--|--|--|--|--|
|  |  |  |  |  |
|--|--|--|--|--|

2

1)

|     |  |  |
|-----|--|--|
| ( ) |  |  |
|-----|--|--|

2) 1

|     |  |  |  |  |
|-----|--|--|--|--|
| ( ) |  |  |  |  |
|-----|--|--|--|--|

## 3

1)

|  | 18,952,983.62 | 100.00% | 1,912,027.62 | 10.09% | 17,040,956.00 | 24,299,353.25 | 100.00% | 2,023,111.16 | 8.33% | 22,276,242.09 |
|--|---------------|---------|--------------|--------|---------------|---------------|---------|--------------|-------|---------------|
|  | 18,952,983.62 | 100.00% | 1,912,027.62 | 10.09% | 17,040,956.00 | 24,299,353.25 | 100.00% | 2,023,111.16 | 8.33% | 22,276,242.09 |

| 1   |               |              |        |
|-----|---------------|--------------|--------|
| 1   | 9,970,973.72  | 498,548.67   | 5.00%  |
| 1   | 9,970,973.72  | 498,548.67   | 5.00%  |
| 1 2 | 5,878,497.65  | 587,849.77   | 10.00% |
| 2 3 | 2,420,423.10  | 484,084.61   | 20.00% |
| 3   | 683,089.15    | 341,544.57   | 50.00% |
|     | 18,952,983.62 | 1,912,027.62 | 10.09% |



|  |  |  |  |  |
|--|--|--|--|--|
|  |  |  |  |  |
|--|--|--|--|--|

7)

8)

7

1

|  |            |  |            |            |  |            |
|--|------------|--|------------|------------|--|------------|
|  |            |  |            |            |  |            |
|  |            |  |            |            |  |            |
|  | 190,883.23 |  | 190,883.23 | 812,250.77 |  | 812,250.77 |
|  | 190,883.23 |  | 190,883.23 | 812,250.77 |  | 812,250.77 |

4

1

5

11

2

|  |  |  |  |  |  |  |
|--|--|--|--|--|--|--|
|  |  |  |  |  |  |  |
|  |  |  |  |  |  |  |

3

4

|  |  |
|--|--|
|  |  |
|--|--|

8

|  |  |  |  |  |
|--|--|--|--|--|
|  |  |  |  |  |
|--|--|--|--|--|

9

|  |  |  |
|--|--|--|
|  |  |  |
|--|--|--|

10

|  |          |            |
|--|----------|------------|
|  |          |            |
|  |          | 578,093.78 |
|  | 9,417.97 | 9,417.97   |
|  | 9,417.97 | 587,511.75 |

11

1

|  |               |  |               |               |  |               |
|--|---------------|--|---------------|---------------|--|---------------|
|  |               |  |               |               |  |               |
|  |               |  |               |               |  |               |
|  | 40,555,057.79 |  | 40,555,057.79 | 10,000,000.00 |  | 10,000,000.00 |
|  | 40,555,057.79 |  | 40,555,057.79 | 10,000,000.00 |  | 10,000,000.00 |
|  | 40,555,057.79 |  | 40,555,057.79 | 10,000,000.00 |  | 10,000,000.00 |

2

|  |  |  |  |  |
|--|--|--|--|--|
|  |  |  |  |  |
|--|--|--|--|--|



2018 8 23

99%

6039

22

500

2018 6

2018 9 30

750

60%

40%

1,762,551.45

2018 12

2,962,551.45

40%

22

12

1

|  |  |  |  |  |  |  |
|--|--|--|--|--|--|--|
|  |  |  |  |  |  |  |
|  |  |  |  |  |  |  |

2

|  |  |  |  |  |
|--|--|--|--|--|
|  |  |  |  |  |
|--|--|--|--|--|

3

13

1

|  |  |  |  |  |  |  |  |
|--|--|--|--|--|--|--|--|
|  |  |  |  |  |  |  |  |
|  |  |  |  |  |  |  |  |

2

3

14

| PT. SUNLINE MASTER INTERNATIONAL LIMITED |  |              |  |               |  |  |  |  |  |  |              |
|--|--|--------------|--|---------------|--|--|--|--|--|--|--------------|
|  |  | 2,527,096.57 |  | -1,350,196.66 |  |  |  |  |  |  | 1,176,899.91 |
|  |  | 2,527,096.57 |  | -1,350,196.66 |  |  |  |  |  |  | 1,176,899.91 |

|     |            |            |               |           |      |               |
|-----|------------|------------|---------------|-----------|------|---------------|
| 500 | 1000       | 2018 12 31 | 270           | 2017 12 6 | 700  | 38.57%        |
|     |            |            |               | 2018      |      |               |
|     |            |            |               |           | 2018 | -4,287,667.44 |
|     |            |            | -1,653,753.33 |           |      |               |
|     | 259,698.15 |            |               |           |      |               |

## 15

1

2

3

|  |  |  |
|--|--|--|
|  |  |  |
|--|--|--|

## 16

|  |                |                |
|--|----------------|----------------|
|  |                |                |
|  | 269,825,643.01 | 254,885,015.47 |
|  | 269,825,643.01 | 254,885,015.47 |

1

|    |                |              |               |              |              |                |
|----|----------------|--------------|---------------|--------------|--------------|----------------|
|    |                |              |               |              |              |                |
|    |                |              |               |              |              |                |
| 1. | 254,835,756.32 | 2,049,023.59 | 10,140,503.33 | 4,374,640.93 | 9,814,041.12 | 281,213,965.29 |
| 2. | 24,694,160.95  |              | 5,528,503.32  | 1,222,249.63 |              | 31,444,913.90  |
| 1  | 242,643.84     |              | 5,528,503.32  | 1,222,249.63 |              | 6,993,396.79   |

---

|   |               |               |
|---|---------------|---------------|
| 2 | 24,451,517.11 | 24,451,517.11 |
|---|---------------|---------------|

|    |                |            |               |              |              |                |
|----|----------------|------------|---------------|--------------|--------------|----------------|
| 1. | 250,470,492.62 | 594,203.59 | 10,226,778.81 | 3,263,384.96 | 5,270,783.03 | 269,825,643.01 |
| 2. | 237,462,813.74 | 709,153.99 | 6,607,155.29  | 2,881,159.33 | 7,224,733.12 | 254,885,015.47 |

**2**

|  |  |  |  |  |  |  |
|--|--|--|--|--|--|--|
|  |  |  |  |  |  |  |
|--|--|--|--|--|--|--|

**3**

NO

|  |
|--|
|  |
|--|

|

**1**

|  |  |  |  | 24,451,517.11 |  | 24,451,517.11 |  |
|--|--|--|--|---------------|--|---------------|--|
|  |  |  |  | 24,451,517.11 |  | 24,451,517.11 |  |

**2**

|  |  | 24,451,517.11 |  | 24,451,517.11 |  |  |  |  |  |  |  |  |
|--|--|---------------|--|---------------|--|--|--|--|--|--|--|--|
|  |  |               |  |               |  |  |  |  |  |  |  |  |

2

19

20

1

5

2

|  |  |  |
|--|--|--|
|  |  |  |
|--|--|--|

21

|  |  |              |  |  |              |              |
|--|--|--------------|--|--|--------------|--------------|
|  |  |              |  |  |              |              |
|  |  | 94,222,023.6 |  |  | 94,222,023.6 |              |
|  |  | 7            |  |  | 7            |              |
|  |  |              |  |  |              | 44,622,376.2 |
|  |  |              |  |  |              | 0            |

|                     |                |  |              |              |  |                |
|---------------------|----------------|--|--------------|--------------|--|----------------|
|                     | 90,484,473.25  |  |              |              |  | 90,484,473.25  |
|                     | 37,352,175.70  |  | 1,579,772.53 |              |  | 38,931,948.23  |
| Cedar Plus Sdn. Bhd | 15,903,827.94  |  | 813,957.55   |              |  | 16,717,785.49  |
|                     | 7,025,624.55   |  |              | 7,025,624.55 |  |                |
|                     | 150,766,101.44 |  | 2,393,730.08 | 7,025,624.55 |  | 146,134,206.97 |

2

|                     |               |              |  |  |  |               |
|---------------------|---------------|--------------|--|--|--|---------------|
|                     |               |              |  |  |  |               |
|                     | 13,225,551.79 |              |  |  |  | 13,225,551.79 |
| Cedar Plus Sdn. Bhd |               | 2,471,403.90 |  |  |  | 2,471,403.90  |
|                     | 13,225,551.79 | 2,471,403.90 |  |  |  | 15,696,955.69 |

5

Cedar Plus Sdn. Bhd 16.83%

13.57%

14.81%

2016

CP

2018

260

2,471,403.90

23

|  |              |              |              |           |              |
|--|--------------|--------------|--------------|-----------|--------------|
|  |              |              |              |           |              |
|  | 2,480,657.21 | 6,053,413.70 | 1,387,264.48 | 94,000.00 | 7,052,806.43 |

156

---

|  |              |              |              |           |              |
|--|--------------|--------------|--------------|-----------|--------------|
|  | 2,480,657.21 | 6,053,413.70 | 1,387,264.48 | 94,000.00 | 7,052,806.43 |
|--|--------------|--------------|--------------|-----------|--------------|

24 /

1

|  |  |  |  |  |
|--|--|--|--|--|
|  |  |  |  |  |
|  |  |  |  |  |
|  |  |  |  |  |

|  |               |               |
|--|---------------|---------------|
|  | 19,090,366.48 | 50,622,847.31 |
|  | 19,090,366.48 | 50,622,847.31 |

## 5

|      |               |               |    |
|------|---------------|---------------|----|
|      |               |               |    |
| 2018 |               |               |    |
| 2019 |               |               |    |
| 2020 | 2,717,726.50  | 2,717,726.50  |    |
| 2021 | 4,632,919.26  | 4,632,919.26  |    |
| 2022 | 6,906,164.68  | 16,316,672.55 |    |
| 2023 | 4,833,556.04  | 26,955,529.00 |    |
|      | 19,090,366.48 | 50,622,847.31 | -- |

## 25

|  |  |              |
|--|--|--------------|
|  |  |              |
|  |  | 5,000,000.00 |
|  |  | 5,000,000.00 |

## 26

## 1

|  |                |                |
|--|----------------|----------------|
|  |                |                |
|  | 150,000,000.00 | 100,000,000.00 |
|  | 150,000,000.00 | 100,000,000.00 |

## 2

|  |  |  |  |  |
|--|--|--|--|--|
|  |  |  |  |  |
|--|--|--|--|--|

27

|  |  |  |
|--|--|--|
|  |  |  |
|--|--|--|

28

29

|  |               |               |
|--|---------------|---------------|
|  |               |               |
|  | 11,590,898.83 | 16,636,056.81 |
|  | 11,590,898.83 | 16,636,056.81 |

1

|  |  |  |
|--|--|--|
|  |  |  |
|--|--|--|

2

|  |               |               |
|--|---------------|---------------|
|  |               |               |
|  | 9,829,332.35  | 16,636,056.81 |
|  | 1,761,566.48  |               |
|  | 11,590,898.83 | 16,636,056.81 |

3

1

|  |  |  |
|--|--|--|
|  |  |  |
|--|--|--|

30

1

|  |               |               |
|--|---------------|---------------|
|  |               |               |
|  | 30,331,302.83 | 26,247,518.46 |
|  | 30,331,302.83 | 26,247,518.46 |

2

1

|  |            |    |
|--|------------|----|
|  |            |    |
|  | 720,000.00 |    |
|  | 720,000.00 | -- |

3

|  |  |
|--|--|
|  |  |
|--|--|

31

1

|   |               |                |                |               |
|---|---------------|----------------|----------------|---------------|
|   |               |                |                |               |
|   | 37,311,969.85 | 607,831,964.50 | 592,284,728.38 | 52,859,205.97 |
| - | 4,025.25      | 53,292,393.30  | 53,118,200.05  | 178,218.50    |
|   | 37,315,995.10 | 661,124,357.80 | 645,402,928.43 | 53,037,424.47 |

2

|   |               |                |                |               |
|---|---------------|----------------|----------------|---------------|
|   |               |                |                |               |
| 1 | 37,311,969.85 | 547,275,112.56 | 531,823,955.90 | 52,763,126.51 |
| 2 |               | 11,539,323.41  | 11,539,323.41  |               |

|   |               |                |                |               |
|---|---------------|----------------|----------------|---------------|
| 3 |               | 21,872,468.24  | 21,874,828.83  | -2,360.59     |
|   |               | 18,824,117.78  | 18,832,730.66  | -8,612.88     |
|   |               | 1,002,830.89   | 996,307.16     | 6,523.73      |
|   |               | 2,045,519.57   | 2,045,791.01   | -271.44       |
| 4 |               | 27,145,060.29  | 27,046,620.24  | 98,440.05     |
|   | 37,311,969.85 | 607,831,964.50 | 592,284,728.38 | 52,859,205.97 |

## 3

|   |          |               |               |            |
|---|----------|---------------|---------------|------------|
|   |          |               |               |            |
| 1 | 4,025.25 | 51,783,284.04 | 51,607,895.59 | 179,413.70 |
| 2 |          | 1,509,109.26  | 1,510,304.46  | -1,195.20  |
|   | 4,025.25 | 53,292,393.30 | 53,118,200.05 | 178,218.50 |

## 32

|  |               |               |
|--|---------------|---------------|
|  |               |               |
|  | 30,513,870.99 | 26,611,180.73 |
|  | 4,538,617.55  | 15,746,546.61 |
|  | 5,801,328.81  | 10,613,523.62 |
|  | 1,001,539.75  | 1,044,315.69  |
|  | 41,855,357.10 | 54,015,566.65 |

## 33

|  |              |               |
|--|--------------|---------------|
|  |              |               |
|  | 724,827.60   | 724,827.60    |
|  | 4,491,018.23 | 14,526,808.81 |
|  | 5,215,845.83 | 15,251,636.41 |

## 1

|  |  |  |
|--|--|--|
|  |  |  |
|--|--|--|

|  |  |  |
|--|--|--|
|  |  |  |
|--|--|--|

2

|  |            |            |
|--|------------|------------|
|  |            |            |
|  | 724,827.60 | 724,827.60 |
|  | 724,827.60 | 724,827.60 |

1

3

1)

|  |              |               |
|--|--------------|---------------|
|  |              |               |
|  |              | 6,355,270.78  |
|  | 597,570.19   | 1,257,365.19  |
|  | 748,776.28   | 2,944,512.30  |
|  | 3,144,671.76 | 3,969,660.54  |
|  | 4,491,018.23 | 14,526,808.81 |

2) 1

|  |  |  |
|--|--|--|
|  |  |  |
|--|--|--|

34

|  |  |  |
|--|--|--|
|  |  |  |
|--|--|--|

35

|  |               |               |
|--|---------------|---------------|
|  |               |               |
|  | 11,212,500.00 | 41,612,500.00 |
|  | 11,212,500.00 | 41,612,500.00 |

70

36

|  |  |  |
|--|--|--|
|  |  |  |
|--|--|--|

|  |  |  |  |  |  |  |  |  |  |  |  |  |
|--|--|--|--|--|--|--|--|--|--|--|--|--|
|  |  |  |  |  |  |  |  |  |  |  |  |  |
|--|--|--|--|--|--|--|--|--|--|--|--|--|

37

1

|  |               |               |
|--|---------------|---------------|
|  |               |               |
|  | 52,325,000.00 | 59,797,500.00 |
|  | 52,325,000.00 | 59,797,500.00 |

2016 12 10 7475 10 2017  
 1 23 2027 1 22  
 6,353.75 1,121.25 70

5.15%-6.65%

38

1

|  |  |  |
|--|--|--|
|  |  |  |
|--|--|--|

2

3

4

|  |  |  |  |  |  |  |  |  |
|--|--|--|--|--|--|--|--|--|
|  |  |  |  |  |  |  |  |  |
|  |  |  |  |  |  |  |  |  |

39

|  |  |  |
|--|--|--|
|  |  |  |
|--|--|--|

1

|  |  |  |
|--|--|--|
|  |  |  |
|--|--|--|

2

|  |  |  |  |  |  |
|--|--|--|--|--|--|
|  |  |  |  |  |  |
|--|--|--|--|--|--|

40

1

|  |  |  |
|--|--|--|
|  |  |  |
|--|--|--|

2

|  |  |  |
|--|--|--|
|  |  |  |
|--|--|--|

|  |  |  |
|--|--|--|
|  |  |  |
|--|--|--|

|  |  |  |
|--|--|--|
|  |  |  |
|--|--|--|

41

|  |              |              |    |
|--|--------------|--------------|----|
|  |              |              |    |
|  | 8,386,146.11 | 6,536,506.20 |    |
|  | 8,386,146.11 | 6,536,506.20 | -- |

5%

42

|  |            |  |            |            |    |
|--|------------|--|------------|------------|----|
|  |            |  |            |            |    |
|  | 540,000.00 |  | 240,000.00 | 300,000.00 |    |
|  | 540,000.00 |  | 240,000.00 | 300,000.00 | -- |

|  |  |  |  |  |  |  |  |  |   |
|--|--|--|--|--|--|--|--|--|---|
|  |  |  |  |  |  |  |  |  | / |
|--|--|--|--|--|--|--|--|--|---|

73

43

|  |                |               |
|--|----------------|---------------|
|  |                |               |
|  | 218,392,127.00 | 18,478,708.50 |
|  | 218,392,127.00 | 18,478,708.50 |

44

|  |                |               |  |  |  |               |                |
|--|----------------|---------------|--|--|--|---------------|----------------|
|  |                | +             |  |  |  |               |                |
|  |                |               |  |  |  |               |                |
|  | 299,300,846.00 | 22,216,900.00 |  |  |  | 22,216,900.00 | 321,517,746.00 |

2018 4 25

2018

2018

A

2018 4 25

9.83 /

617

22,216,900

45

1

2

|  |  |  |  |  |  |  |  |
|--|--|--|--|--|--|--|--|
|  |  |  |  |  |  |  |  |
|  |  |  |  |  |  |  |  |

46

|  |                |                |  |                |
|--|----------------|----------------|--|----------------|
|  |                |                |  |                |
|  | 460,353,328.30 | 196,175,227.00 |  | 656,528,555.30 |
|  | 18,191,068.86  | 92,327,094.96  |  | 110,518,163.82 |
|  | 478,544,397.16 | 288,502,321.96 |  | 767,046,719.12 |

|   |               |                |                |     |
|---|---------------|----------------|----------------|-----|
| 1 |               | 196,175,227.00 | 2018 4 25      |     |
|   | 2018          |                |                | 617 |
|   | 22,216,900    |                | 196,175,227.00 |     |
| 2 | 92,327,094.96 |                |                |     |
|   |               | 98,110,959.99  |                |     |
|   | 2014          |                |                |     |

|  |               |              |  |  |              |            |              |
|--|---------------|--------------|--|--|--------------|------------|--------------|
|  |               |              |  |  |              |            |              |
|  | -1,057,647.58 | 2,465,515.09 |  |  | 2,060,294.58 | 405,220.51 | 1,002,647.00 |
|  | -1,057,647.58 | 2,465,515.09 |  |  | 2,060,294.58 | 405,220.51 | 1,002,647.00 |
|  | -1,057,647.58 | 2,465,515.09 |  |  | 2,060,294.58 | 405,220.51 | 1,002,647.00 |

2,465,515.09

2,060,294.58

405,220.51

**49**

|  |  |  |  |  |
|--|--|--|--|--|
|  |  |  |  |  |
|--|--|--|--|--|

**50**

|  |               |  |  |               |
|--|---------------|--|--|---------------|
|  |               |  |  |               |
|  | 29,245,759.82 |  |  | 29,245,759.82 |
|  | 29,245,759.82 |  |  | 29,245,759.82 |

**51**

|  |                |                |
|--|----------------|----------------|
|  |                |                |
|  | 291,754,976.83 | 228,018,450.20 |
|  | 291,754,976.83 | 228,018,450.20 |
|  | 56,454,112.92  | 87,686,514.31  |
|  | 17,958,020.02  | 23,949,987.68  |
|  | 330,251,069.73 | 291,754,976.83 |

1)

- 2)  
3)  
4)  
5)

## 52

|  | 1,087,496,802.95 | 535,613,612.67 | 879,652,256.18 | 412,030,428.47 |
|--|------------------|----------------|----------------|----------------|
|  | 1,087,496,802.95 | 535,613,612.67 | 879,652,256.18 | 412,030,428.47 |

## 53

|  |              |              |
|--|--------------|--------------|
|  | 2,095,500.02 | 1,424,674.84 |
|  | 1,580,517.04 | 1,116,842.32 |
|  | 1,024,239.38 | 711,372.05   |
|  | 411,227.29   | 238,718.19   |
|  | 27,704.25    | 50,110.76    |
|  | 5,139,187.98 | 3,541,718.16 |

## 54

|  |               |               |
|--|---------------|---------------|
|  | 44,748,961.74 | 37,546,531.68 |
|  | 14,044,451.98 | 11,200,209.66 |
|  | 13,065,397.05 | 14,450,538.55 |
|  | 4,714,858.15  | 3,400,559.46  |
|  | 983,434.05    | 2,657,705.53  |
|  | 9,142,096.97  | 7,116,527.08  |
|  | 86,699,199.94 | 76,372,071.96 |

55

|  |                |                |
|--|----------------|----------------|
|  |                |                |
|  | 127,824,616.04 | 112,298,556.48 |
|  | 98,110,959.99  | 5,452,285.17   |
|  | 33,030,071.94  | 25,057,393.13  |
|  | 13,378,237.73  | 12,411,467.82  |
|  | 12,661,127.41  | 13,347,115.71  |
|  | 7,864,289.48   | 2,254,623.17   |
|  | 5,170,334.66   | 4,864,234.89   |
|  | 2,143,338.80   | 3,165,231.74   |
|  | 510,163.66     | 2,995,365.29   |
|  | 6,971,954.68   | 4,900,411.49   |
|  | 307,665,094.39 | 186,746,684.89 |

56

|  |               |               |
|--|---------------|---------------|
|  |               |               |
|  | 61,951,184.83 | 41,066,451.90 |
|  | 15,937,741.07 | 10,471,926.90 |
|  | 9,005,915.48  | 5,769,496.85  |
|  | 1,986,291.41  | 4,351,071.48  |
|  | 3,365,876.74  | 2,295,386.37  |
|  | 733,679.82    | 407,373.26    |
|  | 1,241,334.32  | 4,764,956.57  |
|  | 94,222,023.67 | 69,126,663.33 |

57

|  |               |              |
|--|---------------|--------------|
|  |               |              |
|  | 12,129,387.74 | 9,587,804.90 |
|  | 3,991,267.18  | 4,247,599.49 |

|  |              |              |
|--|--------------|--------------|
|  | -125,441.10  | 37,802.94    |
|  | 291,597.22   | 167,578.67   |
|  | 8,304,276.68 | 5,545,587.02 |

58

|  |               |               |
|--|---------------|---------------|
|  |               |               |
|  | 21,581,779.45 | 19,211,549.63 |
|  | 2,471,403.90  |               |
|  | 24,053,183.35 | 19,211,549.63 |

59

|  |              |              |
|--|--------------|--------------|
|  |              |              |
|  | 7,108,361.84 | 4,747,696.56 |

60

|  |               |                |
|--|---------------|----------------|
|  |               |                |
|  | -6,820,336.87 | -2,020,708.97  |
|  | 7,565,640.14  | -8,512,714.02  |
|  | 745,303.27    | -10,533,422.99 |

2,710,022.43 4,856,172.82 - 555.11

7,565,640.14

61

|  |              |            |
|--|--------------|------------|
|  |              |            |
|  | 2,513,027.66 | 321,095.47 |
|  | 2,513,027.66 | 321,095.47 |

2018  
2,513,027.66

260

**62**

|     |           |           |
|-----|-----------|-----------|
|     |           |           |
| "_" | -3,587.68 | -5,180.31 |

**63**

|  |            |           |            |
|--|------------|-----------|------------|
|  |            |           |            |
|  | 124,738.78 | 58,743.26 | 124,738.78 |
|  | 124,738.78 | 58,743.26 | 124,738.78 |

|  |  |  |  |  |  |  |  |   |
|--|--|--|--|--|--|--|--|---|
|  |  |  |  |  |  |  |  | / |
|--|--|--|--|--|--|--|--|---|

**64**

|  |            |           |            |
|--|------------|-----------|------------|
|  |            |           |            |
|  | 88,400.00  |           | 88,400.00  |
|  | 15,579.00  |           | 15,579.00  |
|  | 2,102.60   | 62,884.87 | 2,102.60   |
|  | 106,081.60 | 62,884.87 | 106,081.60 |

**65**

1

|  |  |  |
|--|--|--|
|  |  |  |
|--|--|--|



|  |               |               |
|--|---------------|---------------|
|  | 3,379,885.66  | 4,247,599.49  |
|  | 1,503,740.84  | 17,740,691.46 |
|  | 11,702,605.67 | 24,567,602.49 |

2

|  |                |                |
|--|----------------|----------------|
|  |                |                |
|  | 74,394,462.53  | 80,676,439.81  |
|  |                | 167,173.68     |
|  | 65,032,105.06  | 27,191,655.92  |
|  | 139,426,567.59 | 108,035,269.41 |

3

|  |  |  |
|--|--|--|
|  |  |  |
|--|--|--|

4

|  |  |  |
|--|--|--|
|  |  |  |
|--|--|--|

5

|  |            |              |
|--|------------|--------------|
|  |            |              |
|  |            | 1,500,000.00 |
|  | 609,798.72 |              |
|  | 609,798.72 | 1,500,000.00 |

6

|  |  |            |
|--|--|------------|
|  |  |            |
|  |  | 219,632.00 |
|  |  | 219,632.00 |

**68****1**

|   |               |               |
|---|---------------|---------------|
|   |               |               |
| 1 | --            | --            |
|   | 58,139,797.37 | 87,656,567.50 |
|   | 24,053,183.35 | 19,211,549.63 |

2

|  |    |
|--|----|
|  |    |
|  | -- |
|  | -- |
|  | -- |

3

|  |               |
|--|---------------|
|  |               |
|  | 60,390,000.00 |
|  | --            |
|  | 60,390,000.00 |
|  |               |
|  | 30,753,329.00 |
|  | --            |
|  | 30,380,011.49 |
|  | 9,653.51      |
|  | 363,664.00    |
|  | --            |
|  | 29,636,671.00 |

4

|  |                |                |
|--|----------------|----------------|
|  |                |                |
|  | 545,829,916.42 | 381,482,525.74 |
|  | 545,829,916.42 | 381,482,525.74 |
|  | 545,829,916.42 | 381,482,525.74 |

69

70

|  |                |    |
|--|----------------|----|
|  |                |    |
|  | 4,098,000.00   |    |
|  | 138,529,164.88 |    |
|  | 142,627,164.88 | -- |

4,098,000.00

2016 12 10

7475

2 5 5A01-5A10

2018 12 31

138,529,164.88

71

1

|  |              |        |               |
|--|--------------|--------|---------------|
|  |              |        |               |
|  | --           | --     |               |
|  | 3,048,567.59 | 6.8632 | 20,922,888.55 |
|  |              |        |               |
|  | 7,433,655.23 | 0.8762 | 6,513,368.71  |

15.00

|  |            |        |            |
|--|------------|--------|------------|
|  |            |        |            |
|  |            |        |            |
|  |            |        |            |
|  | 409,868.00 | 0.8762 | 359,126.34 |
|  | 237,932.34 | 1.6479 | 392,088.70 |
|  | 14,092.36  | 6.8632 | 96,718.69  |
|  | 68,980.00  | 0.2110 | 14,554.78  |

2

---



---



---



---



---



---

Cedar Plus Sdn. Bhd

---

Sunline CP Sdn. Bhd

---

Sunline Technology  
(Thailand) Limited

---

SUNLINE  
INTERNATIONAL  
(MALAYSIA) SDN.BHD

---

72

73

1

|      |              |  |              |
|------|--------------|--|--------------|
|      |              |  |              |
|      | 1,177,239.14 |  | 1,177,239.14 |
| 2018 | 373,500.00   |  | 373,500.00   |

|      |      |              |  |              |
|------|------|--------------|--|--------------|
|      |      | 199,800.00   |  | 199,800.00   |
| 2018 |      | 147,500.00   |  | 147,500.00   |
| 2018 |      | 100,000.00   |  | 100,000.00   |
| 2017 |      | 30,000.00    |  | 30,000.00    |
| 2017 |      | 1,400,000.00 |  | 1,400,000.00 |
|      |      | 417,116.72   |  | 417,116.72   |
| 2017 |      | 106,500.00   |  | 106,500.00   |
| 2018 |      | 200,000.00   |  | 200,000.00   |
|      |      | 427,500.00   |  | 427,500.00   |
| 2018 |      | 300,000.00   |  | 300,000.00   |
|      |      | 525,000.00   |  | 525,000.00   |
|      |      | 530,000.00   |  | 530,000.00   |
|      |      | 129,062.83   |  | 129,062.83   |
|      |      | 235,200.00   |  | 235,200.00   |
|      |      | 248,600.00   |  | 248,600.00   |
|      |      | 138,153.37   |  | 138,153.37   |
|      |      | 183,189.78   |  | 183,189.78   |
| IC   | V2.0 | 540,000.00   |  | 240,000.00   |


74

1


1



2



3



4

5


6

2


1



2




3



3

4



---

|  |  |  |  |  |  |  |  |  |  |  |  |  |
|--|--|--|--|--|--|--|--|--|--|--|--|--|
|  |  |  |  |  |  |  |  |  |  |  |  |  |
|--|--|--|--|--|--|--|--|--|--|--|--|--|

|          |        |       |  |          |       |          |          |
|----------|--------|-------|--|----------|-------|----------|----------|
| 60,390,0 |        | 2018  |  | 2,710,02 |       | 390,006. | 390,006. |
| 00.00    | 99.00% | 08 23 |  | 2.43     | 1.00% | 34       | 34       |

6

1

1

|   |  |  |  | 100.00% |         |  |
|---|--|--|--|---------|---------|--|
| Cedar Plus Sdn.<br>Bhd                                |  |  |  |         | 85.00%  |  |
| Sunline CP Sdn.<br>Bhd                                |  |  |  |         | 85.00%  |  |
|   |  |  |  |         | 100.00% |  |
|   |  |  |  |         | 80.00%  |  |
| SUNLINE<br>INTERNATION<br>AL<br>(MALAYSIA)<br>SDN.BHD |  |  |  |         | 100.00% |  |
|   |  |  |  | 100.00% |         |  |
|   |  |  |  | 100.00% |         |  |
|   |  |  |  | 100.00% |         |  |
|   |  |  |  | 100.00% |         |  |
|   |  |  |  | 100.00% |         |  |
|   |  |  |  | 100.00% |         |  |
|   |  |  |  | 100.00% |         |  |
| Sunline<br>Technology<br>Thailand<br>Limited          |  |  |  | 100.00% |         |  |
|   |  |  |  | 100.00% |         |  |

2

|  |  |  |  |  |
|--|--|--|--|--|
|  |  |  |  |  |
|--|--|--|--|--|

3

|  |  |  |  |  |  |  |  |  |  |  |  |  |
|--|--|--|--|--|--|--|--|--|--|--|--|--|
|  |  |  |  |  |  |  |  |  |  |  |  |  |
|  |  |  |  |  |  |  |  |  |  |  |  |  |

|  |  |  |  |  |  |  |  |  |  |  |  |  |
|--|--|--|--|--|--|--|--|--|--|--|--|--|
|  |  |  |  |  |  |  |  |  |  |  |  |  |
|  |  |  |  |  |  |  |  |  |  |  |  |  |

4

5

2

1

2

|  |  |
|--|--|
|  |  |
|--|--|

3

1

|                                       |  |  |  | 19.99% |  |  |
|---------------------------------------|--|--|--|--------|--|--|
|                                       |  |  |  | 38.57% |  |  |
| PT.Sunline<br>Master<br>International |  |  |  | 50.00% |  |  |
|                                       |  |  |  | 40.00% |  |  |

20%

20%

2

|  | /                               | /                               |
|--|---------------------------------|---------------------------------|
|  | PT.Sunline Master International | PT.Sunline Master International |
|  | 1,530,070.37                    |                                 |
|  | 3,489.61                        |                                 |
|  | 531,619.51                      |                                 |
|  | 2,061,689.88                    |                                 |
|  | 13,674.40                       |                                 |
|  | 13,674.40                       |                                 |
|  | 2,048,015.48                    |                                 |
|  | 1,024,007.74                    |                                 |
|  | 1,176,899.91                    |                                 |
|  | 222,564.65                      |                                 |
|  | -2,700,393.32                   |                                 |
|  | -2,700,393.32                   |                                 |

## 3

|  | /             |               |               | /             |               |  |
|--|---------------|---------------|---------------|---------------|---------------|--|
|  |               |               |               |               |               |  |
|  | 249,524.21    | 20,425,843.50 | 4,348,703.18  | 4,023,773.59  | 17,370,686.62 |  |
|  | 188,467.17    | 4,446,078.02  |               | 140,280.64    | 6,598,452.11  |  |
|  | 437,991.38    | 24,871,921.52 | 4,348,703.18  | 4,164,054.23  | 23,969,138.73 |  |
|  | 1,111,307.82  | 17,050,136.77 | 122,315.69    | 549,703.23    | 15,728,447.58 |  |
|  |               | 60,720.96     |               |               | 40,433.58     |  |
|  | 1,111,307.82  | 17,110,857.73 | 122,315.69    | 549,703.23    | 15,768,881.16 |  |
|  |               | 300,897.68    |               |               | 806,724.49    |  |
|  | -673,316.44   | 7,460,166.11  | 4,226,387.49  | 3,614,351.00  | 7,393,533.08  |  |
|  | -259,698.15   | 1,491,287.21  | 1,690,555.00  | 1,394,055.18  | 1,477,967.26  |  |
|  |               | 2,249,241.96  | 1,690,555.00  | 1,394,055.18  | 1,477,967.26  |  |
|  | 3,308,733.08  | 16,801,689.35 |               | 5,374,222.62  | 8,885,518.02  |  |
|  | -4,287,667.44 | -4,712,209.10 | -8,273,612.51 | -3,385,649.00 | -35,241.24    |  |
|  | -4,287,667.44 | -4,712,209.10 | -8,273,612.51 | -3,385,649.00 | -35,241.24    |  |

## 4

|  | /  | /  |
|--|----|----|
|  | -- | -- |
|  | -- | -- |
|  | -- | -- |
|  | -- | -- |

5

6

|  |  |             |             |
|--|--|-------------|-------------|
|  |  |             |             |
|  |  | -259,698.15 | -259,698.15 |

|      |            |               |           |      |        |               |
|------|------------|---------------|-----------|------|--------|---------------|
| 1000 | 2018-12-31 | 270           | 2017 12 6 | 700  | 38.57% | 500           |
|      |            |               | 2018      |      |        |               |
|      |            |               |           | 2018 |        | -4,287,667.44 |
|      |            | -1,653,753.33 |           |      |        |               |





2

2017 12 31 25.93%

2018 12 31

31.96%

**1**

|  | -- | -- | -- | -- |
|--|----|----|----|----|
|  | -- | -- | -- | -- |

2

3

4

7

8

9

1

|  |  |  |  |  |  |
|--|--|--|--|--|--|
|  |  |  |  |  |  |
|--|--|--|--|--|--|

2

1

|  |  |
|--|--|
|  |  |
|  |  |

5

1

/

|  |  |               |  |  |              |
|--|--|---------------|--|--|--------------|
|  |  |               |  |  |              |
|  |  | 15,475,235.60 |  |  | 7,731,986.29 |

/

|  |  |              |              |
|--|--|--------------|--------------|
|  |  |              |              |
|  |  | 3,396,226.42 |              |
|  |  |              | 2,477,022.16 |

2

/

/

/

|   |   |   |   |   |   |   |
|---|---|---|---|---|---|---|
| / | / | / | / | / | / | / |
|---|---|---|---|---|---|---|

/

/

|   |   |   |   |   |   |   |
|---|---|---|---|---|---|---|
| / | / | / | / | / | / | / |
|---|---|---|---|---|---|---|

/

3

|  |  |           |  |
|--|--|-----------|--|
|  |  |           |  |
|  |  | 29,926.51 |  |

|  |  |  |  |
|--|--|--|--|
|  |  |  |  |
|--|--|--|--|

4

|  |  |  |  |  |
|--|--|--|--|--|
|  |  |  |  |  |
|--|--|--|--|--|

|  |                |      |    |    |      |    |    |  |
|--|----------------|------|----|----|------|----|----|--|
|  |                |      |    |    |      |    |    |  |
|  | 150,000,000.00 | 2018 | 05 | 16 | 2019 | 05 | 15 |  |
|  | 100,000,000.00 | 2017 | 12 | 12 | 2018 | 12 | 12 |  |

5

|  |  |  |  |  |
|--|--|--|--|--|
|  |  |  |  |  |
|  |  |  |  |  |
|  |  |  |  |  |

6

|  |  |  |  |
|--|--|--|--|
|  |  |  |  |
|--|--|--|--|

7

|  |               |               |
|--|---------------|---------------|
|  |               |               |
|  | 11,777,653.12 | 11,269,556.52 |

8

6

1

|  |  |              |            |              |            |
|--|--|--------------|------------|--------------|------------|
|  |  |              |            |              |            |
|  |  | 4,773.09     | 238.65     |              |            |
|  |  | 2,477,022.16 | 247,702.22 | 2,477,022.16 | 123,851.11 |
|  |  | 3,600,000.00 | 180,000.00 |              |            |

2

|  |  |              |              |
|--|--|--------------|--------------|
|  |  |              |              |
|  |  | 8,463,934.34 | 3,127,281.68 |
|  |  | 9,623.17     | 8,379.82     |

7

8

1

|  |               |
|--|---------------|
|  | 22,216,900.00 |
|  | 4,373,750.00  |
|  | 25,000.00     |

2018 3 6

2018 3 28

2018

< 2018

< 2018

>

>

2,231.77

29,930.0846

7.46%

1%

9.83

2018 4 25

2018



4

5

1

|   |                     |                     |
|---|---------------------|---------------------|
| 1 | 4,491,911.90        | 4,759,149.13        |
| 2 | 2,168,376.93        | 2,332,755.80        |
| 3 | 173,333.28          | 1,136,827.20        |
|   | 24,000.00           | 197,333.28          |
|   | <b>6,857,622.11</b> | <b>8,426,065.41</b> |

2018 12 31

2

1

2018 12 31

2

3

1

|  |  |  |  |
|--|--|--|--|
|  |  |  |  |
|--|--|--|--|

2

3

4

1

1



2



|  |  |  |  |
|--|--|--|--|
|  |  |  |  |
|--|--|--|--|

3

4

7

8

1

|  |                |                |
|--|----------------|----------------|
|  |                |                |
|  | 585,642,124.13 | 504,012,182.94 |
|  | 585,642,124.13 | 504,012,182.94 |

1

1)

|  |  |  |
|--|--|--|
|  |  |  |
|--|--|--|

2)

|  |  |
|--|--|
|  |  |
|--|--|

3)

|  |  |  |
|--|--|--|
|  |  |  |
|--|--|--|

4)

|  |  |
|--|--|
|  |  |
|--|--|

2

1)

|  | 2,986,384.00   | 0.47%   | 2,986,384.00  | 100.00% |                | 2,986,384.00   | 0.56%   | 2,986,384.00  | 100.00% |                |
|--|----------------|---------|---------------|---------|----------------|----------------|---------|---------------|---------|----------------|
|  | 625,397,635.58 | 99.39%  | 39,755,511.45 | 6.36%   | 585,642,124.13 | 531,426,241.33 | 99.32%  | 27,414,058.39 | 5.16%   | 504,012,182.94 |
|  | 882,000.00     | 0.14%   | 882,000.00    | 100.00% |                | 652,000.00     | 0.12%   | 652,000.00    | 100.00% |                |
|  | 629,266,019.58 | 100.00% | 43,623,895.45 | 6.90%   | 585,642,124.13 | 535,064,625.33 | 100.00% | 31,052,442.39 | 5.80%   | 504,012,182.94 |

|  | 1,115,284.00 | 1,115,284.00 | 100.00% |
|--|--------------|--------------|---------|
|  | 1,871,100.00 | 1,871,100.00 | 100.00% |
|  | 2,986,384.00 | 2,986,384.00 | --      |

| 1   |                |               |        |
|-----|----------------|---------------|--------|
| 1   | 490,690,040.37 | 24,534,502.02 | 5.00%  |
| 1   | 490,690,040.37 | 24,534,502.02 | 5.00%  |
| 1 2 | 94,350,668.34  | 9,435,066.83  | 10.00% |
| 2 3 | 15,224,212.85  | 3,044,842.57  | 20.00% |
| 3   | 5,482,200.00   | 2,741,100.03  | 50.00% |
|     | 605,747,121.56 | 39,755,511.45 | 6.56%  |

19,650,514.02

2)

12,571,453.06

|  |  |  |
|--|--|--|
|  |  |  |
|--|--|--|

3)

|  |  |
|--|--|
|  |  |
|--|--|

|  |  |  |  |  |  |
|--|--|--|--|--|--|
|  |  |  |  |  |  |
|--|--|--|--|--|--|

4)

176,252,824.04

28.01%

11,659,698.21

5)

6)

**2**

|  |                |               |
|--|----------------|---------------|
|  |                |               |
|  | 108,778,068.94 | 92,451,270.86 |
|  | 108,778,068.94 | 92,451,270.86 |

**1**

1)

|  |  |  |
|--|--|--|
|  |  |  |
|--|--|--|

2)

|  |  |  |  |  |
|--|--|--|--|--|
|  |  |  |  |  |
|--|--|--|--|--|

## 2

1)

|     |  |  |
|-----|--|--|
| ( ) |  |  |
|-----|--|--|

2) 1

|     |  |  |  |  |
|-----|--|--|--|--|
| ( ) |  |  |  |  |
|-----|--|--|--|--|

## 3

1)

|  | 110,316,996.62 | 100.00% | 1,538,927.68 | 1.40% | 108,778,068.94 | 94,157,506.44 | 100.00% | 1,706,235.58 | 1.81% | 92,451,270.86 |
|--|----------------|---------|--------------|-------|----------------|---------------|---------|--------------|-------|---------------|
|  | 110,316,996.62 | 100.00% | 1,538,927.68 | 1.40% | 108,778,068.94 | 94,157,506.44 | 100.00% | 1,706,235.58 | 1.81% | 92,451,270.86 |

|   |              |                  |
|---|--------------|------------------|
|   |              |                  |
| 1 |              |                  |
| 1 | 5,103,812.83 | 255,190.64 5.00% |

|     |               |              |        |
|-----|---------------|--------------|--------|
| 1   | 5,103,812.83  | 255,190.64   | 5.00%  |
| 1 2 | 5,048,828.61  | 504,882.86   | 10.00% |
| 2 3 | 2,186,548.03  | 437,309.61   | 20.00% |
| 3   | 683,089.15    | 341,544.57   | 50.00% |
|     | 13,022,278.62 | 1,538,927.68 | 11.82% |

97,294,718.00

2)

-167,307.90

0.0

.B4p4#V01B4

5)

|  |  | 18,448,968.58 | 1-2 | 16.72% |  |
|--|--|---------------|-----|--------|--|
|  |  | 18,020,584.22 | 1-2 | 16.34% |  |

21,064,048.34    9,252,369.59

|  |     |     |  |      |  |  |  |  |  |     |
|--|-----|-----|--|------|--|--|--|--|--|-----|
|  | .44 | .74 |  | 0.21 |  |  |  |  |  | .97 |
|--|-----|-----|--|------|--|--|--|--|--|-----|

3

4

|  |                |                |                |                |
|--|----------------|----------------|----------------|----------------|
|  |                |                |                |                |
|  |                |                |                |                |
|  | 893,957,746.71 | 762,624,437.55 | 778,449,470.28 | 626,161,346.86 |
|  | 893,957,746.71 | 762,624,437.55 | 778,449,470.28 | 626,161,346.86 |

5

|  |                |               |
|--|----------------|---------------|
|  |                |               |
|  | -5,470,140.21  | -2,020,708.97 |
|  | -5,660,578.31  | -7,288,700.00 |
|  | -11,130,718.52 | -9,309,408.97 |

6

1

|  |               |    |
|--|---------------|----|
|  |               |    |
|  | 7,562,052.46  |    |
|  | 5,931,122.70  |    |
|  | 18,657.18     |    |
|  | 2,029,111.70  |    |
|  | -945.44       |    |
|  | 11,483,666.08 | -- |

1

1

2

|  |       | /      | /      |
|--|-------|--------|--------|
|  | 4.50% | 0.1836 | 0.1707 |
|  | 3.58% | 0.1463 | 0.1360 |

3

1

2

3

4

2018