

2022

2023-014



2023 4

---

2022

)

(

188,721.87

20.05%

2,243.31

82.22%

2022



.....2

.....9

.....13

.....50

.....72

.....74

.....89

.....96

.....97

.....

2022

2023

20

2022


		Sunline Technology (Thailand) Limited
		Sunline International (Philippines) Limited
		Comet Wave Consulting Pte. Ltd.
Fundaztic SG		Fundaztic SG Pte. Ltd.
		PT. Sunline Master International



	2022	2021		2020
	1,887,218,681.52	1,572,018,847.57	20.05%	1,550,839,809.39
	22,433,111.60	126,151,384.99	-82.22%	236,831,481.54
	8,868,370.09	106,138,278.15	-91.64%	223,905,787.78
	-83,182,228.88	33,437,162.93	-348.77%	141,328,743.99
/	0.0311	0.1760	-82.33%	0.3370
/	0.0309	0.1760	-82.44%	0.3327
	1.50%	8.27%	-6.77%	14.48%
	2022	2021		2020
	2,481,812,951.84	2,364,514,090.83	4.96%	2,042,805,496.90
	1,496,578,558.65	1,486,104,154.59	0.70%	1,372,346,713.06

	276,419,512.15	405,148,978.00	374,422,139.51	831,228,051.86
	-9,866,971.99	16,647,978.60	-760,101.54	16,412,206.53
	-11,621,162.67	14,784,832.54	-3,140,653.57	8,845,353.79
	-263,416,221.66	-214,994,807.41	24,222,506.11	371,006,294.08

1

2

	2022	2021	2020	
	-133,257.75	-13,460.92	-43,326.28	
	8,531,488.03	12,232,110.51	9,911,173.85	
		6,528.34		
	1,416,298.07			
	F1 9 Tf1 0 (			

1

1

3

2022

2022

3%

9.1%

2.3%

2022

2022

2022

70128

11.7%

108126

11.2%  
10427

8.7%

2019

FinTech  
2022-2025

2019 2021

2022

79

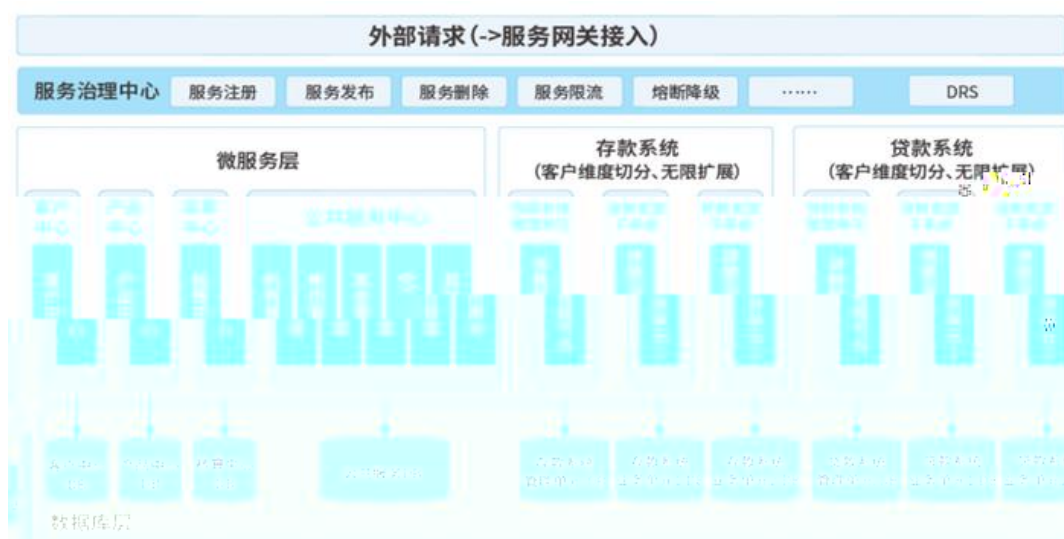
+

2022 9

2022

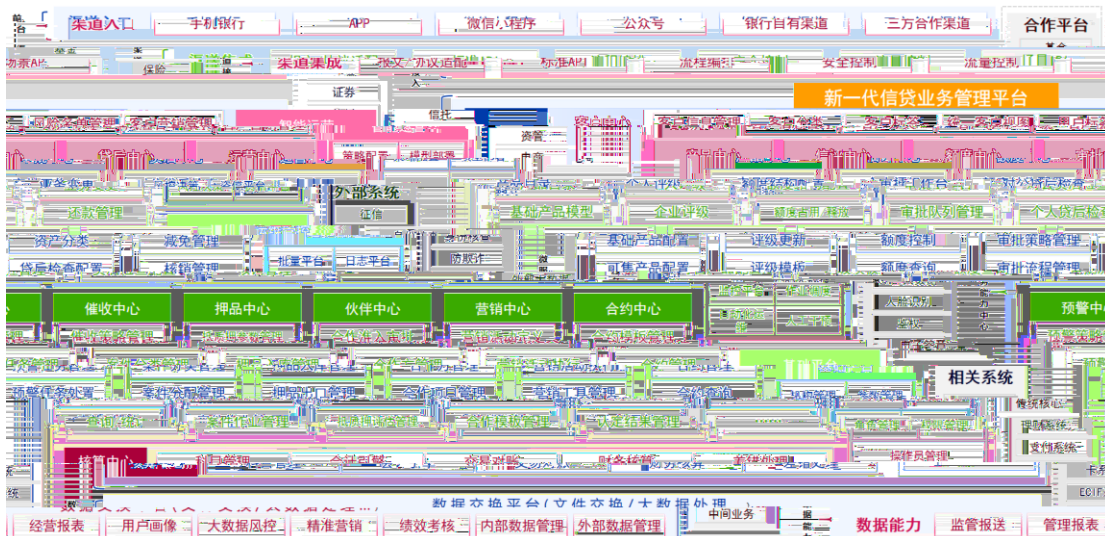
+ +





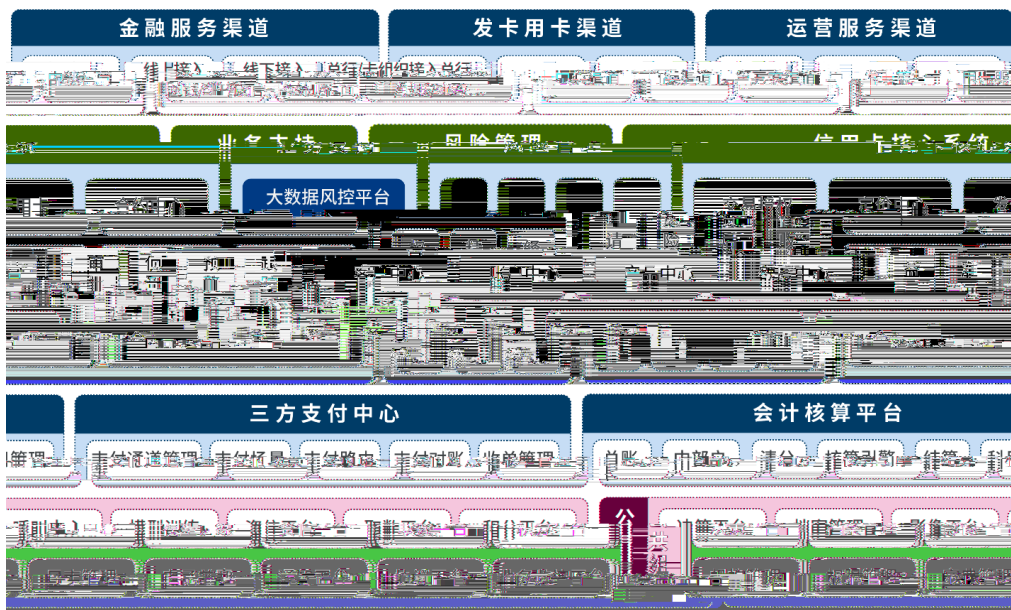
+

+ +

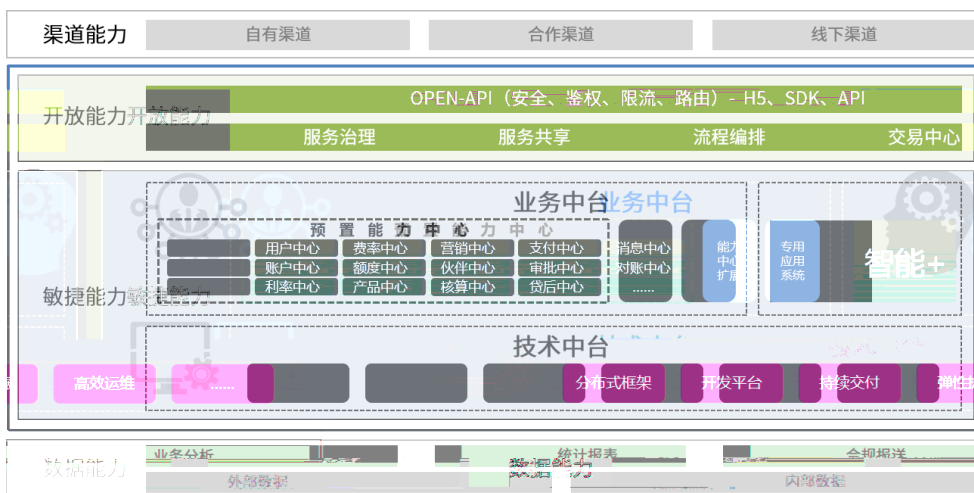


2022

IT



IT

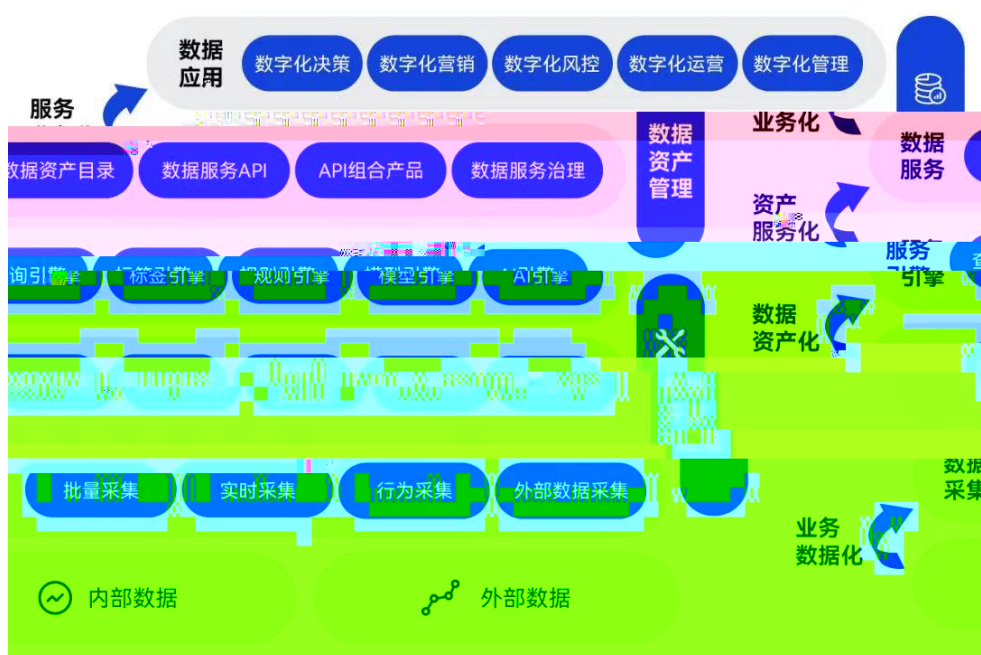


2

2000

AI  
AI NLP AI RAP  
MindSpore 3 AI ModleArts 2021

2



2022 2.0 200  
100% 83% 92% 52% 30  
15 35 40

210

CRM

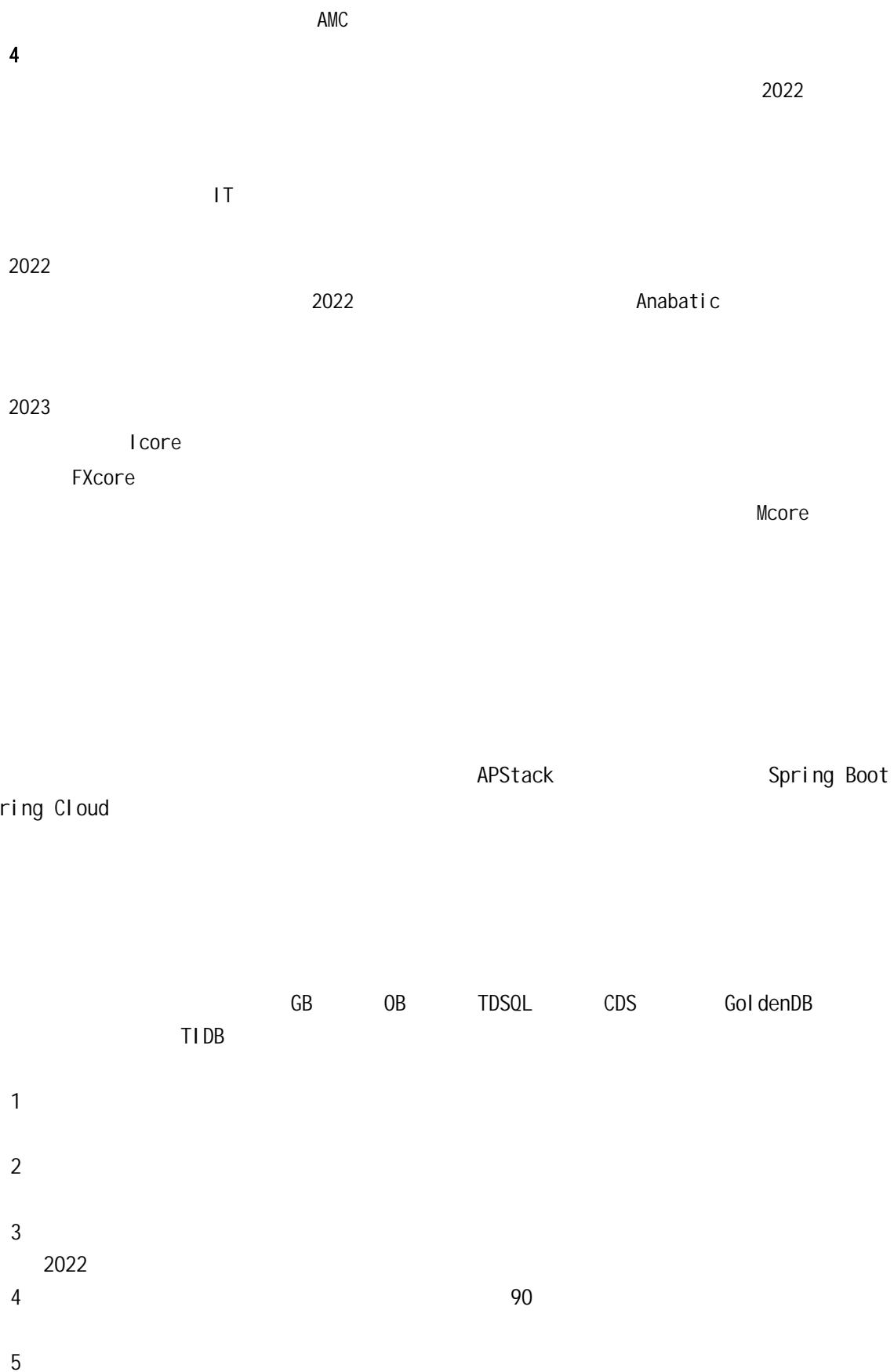
2022

2022

20

2022

2023



6

openGauss

7

2022 12 31

417

7

5

20

8%

2022 12

9

8

48

5000

44

5000

91%

10%

5

416

+

2022

IT

2022 8

IaaS\PaaS

2022

openEuler

openGauss

ISV

HashData

2

Sunline Technology (Malaysia) Sdn. Bhd. PT.

Sunline Master International Comet Wave Consulting Pte. Ltd.

8 -

3,918.34

3

2022

1,293.25

	1,887,218,681.52	1,572,018,847.57	20.05%	
	1,253,674,037.03	909,394,806.27	37.86%	80.86%
	12,466,196.38	19,264,767.87	-35.29%	42.70%
	-2,373,100.74	601,217.26	-494.72%	
	-12,084,344.77	1,087,392.47	1211.31%	
	-51,360,135.51	-16,941,557.56	203.16%	
	-83,182,228.88	33,437,162.93	-348.77%	1 2 4
	-60,642,068.03	-26,480,446.40	-129.01%	
	126,901,861.23	75,041,604.23	69.11%	
	-12,105,652.57	76,772,268.17	-115.77%	4

2

1

	2022		2021	

	1,887,218,681.5 2	100%	1,572,018,847.5 7	100%	20.05%
	1,783,989,733.4 0	94.53%	1,435,191,480.5 0	91.30%	24.30%
	34,192,574.18				

---

	1,106,201,73 7.89	718,730,535. 16	35.03%	27.81%	52.11%	-10.38%
	638,204,471. 15	433,460,404. 64	32.08%	13.61%	27.42%	-7.36%

		56		04		
		113,437,995.93	9.05%	82,176,701.60	9.04%	38.04%
		49,161,525.67	3.92%	29,252,988.36	3.22%	68.06%
		718,730,535.16	57.33%	472,492,986.00	51.96%	52.11%
		374,562,186.33	29.88%	271,579,339.37	29.86%	37.92%
		36,506,076.17	2.91%	36,992,075.73	4.07%	-1.31%
		22,392,142.14	1.79%	31,614,545.65	3.48%	-29.17%
		433,460,404.64	34.58%	340,185,960.75	37.41%	27.42%
		83,014,814.10	6.62%	77,757,789.86	8.55%	6.76%
		15,931,885.95	1.27%	16,498,568.95	1.81%	-3.43%
		2,536,397.18	0.20%	2,459,500.71	0.27%	3.13%
		101,483,097.23	8.09%	96,715,859.52	10.64%	4.93%

3

		1,013,708,014.00	80.86%	710,400,425.27	78.12%	42.70%
		165,875,958.04	13.23%	135,667,346.28	14.92%	22.27%
		74,090,064.99	5.91%	63,327,034.72	6.96%	17.00%
		1,253,674,037.03	100.00%	909,394,806.27	100.00%	37.86%

6

7

8

					463,237,617.58
--	--	--	--	--	----------------

		24.55%
		0.00%

5

1		186,048,166.20	9.86%
2		102,191,250.42	5.41%
3		81,432,980.52	4.31%
4		49,352,012.89	2.62%
5		44,213,207.56	2.34%
	--	463,237,617.58	24.55%

		18,552,122.96
		34.51%
		0.00%

5

1		6,273,509.50	11.67%
2		4,457,344.00	8.29%
3		3,785,000.02	7.04%
4		2,144,800.00	3.99%
5		1,891,469.44	3.52%
	--	18,552,122.96	34.51%

3

	2022	2021		
	146,926,236.00	131,281,449.99	11.92%	
	242,980,585.92	235,631,881.60	3.12%	
	12,466,196.38	19,264,767.87	-35.29%	
	140,122,857.21	134,180,842.72	4.43%	

4

-				

---

	IT			
--	----	--	--	--

I Core  
I core

i Core3.4

POC

PaaS

V8.3	V8.2 +		V8.3	
i Core3.3	2020 i Core SmartBI		SmartBI &	
- -				
APStack V1.0			apaas	
APStack V1.0				
V2.4				

V7.1

AI

APP

20

-SaaS	+		SaaS 1-2	
TVM3.2	PM			
V6.2	( )			
V6.1	20			
V1.0	EDSP/ADP			
V7.0				

V3.0	IT			
V1.0	+ 50%		EDSP + 50%	
V8.0				
-	BOSS			
V5.5	2020			

V5.0				
V2.0	2022 2022			
V3.0				
v5.4				
V7.2				

	2022	2021	
	772	977	-20.98%
	11.22%	17.21%	-5.99%
	626	771	-18.81%
	52	51	1.96%
30	390	571	-31.70%
30-40	305	285	7.02%

	2022	2021	2020
	147,797,351.68	148,014,746.14	179,841,680.35
	7.83%	9.42%	11.60%
	57,081,059.98	56,490,680.74	53,048,221.19
	38.62%	38.17%	29.50%
	254.45%	44.78%	22.40%

3

-	8,603,127.43	IT	
APStack	4,796,638.29		

V1.0		POC	
V1.0 APStack	2,794,522.27		
V8.3	5,138,331.53	V8.2 +  V8.3	
iCore3.3	2,517,618.05	2020  SmartBI  &	
-	860,650.84		
V1.0 APStack	2,374,694.99		apaas
V1.0 APStack	2,248,638.74		

V7.1	1,503,109.84	AI 20 APP	
V6.0	289,097.63		
TVM3.1	1,346,503.91		
V5.0	2,370,834.79		
TVM3.2	988,235.39	PM	
	823,477.86		

V6.2		( )	
V6.1	1,120,537.32	20	
V1.0	1,514,371.07		
V7.0	1,093,039.01		
V3.0	1,024,488.06	IT	

V1.0	962,724.64	+ 50% EDSP +50%	
-	123,733.12	BOSS	
V5.5	913,632.84	2020	
V5.0	902,426.75		
v5.4	816,197.60		

5

	2022	2021	
	1,630,517,770.47	1,615,426,632.17	0.93%
	1,713,699,999.35	1,581,989,469.24	8.33%
	-83,182,228.88	33,437,162.93	-348.77%
	478,529.07	41,064,434.23	-98.83%
	61,120,597.10	67,544,880.63	-9.51%
	-60,642,068.03	-26,480,446.40	-129.01%
	883,199,920.00	498,822,563.00	77.06%
	756,298,058.77	423,780,958.77	78.46%
	126,901,861.23	75,041,604.23	69.11%
	-12,105,652.57	76,772,268.17	-115.77%

8,887.79

1

1.17

2

3,416.16

3

5,186.03

4

--	--	--	--	--

---

	-2,373,100.74	-7.12%		
	0.00	0.00%		
	-51,360,135.51	-154.13%		
	99,647.37	0.30%		
	191,056.25	0.57%		

	7.13	6,416,475 .49	11,201,42 6.93		0			1.64
	45,669,35 7.13	- 6,416,475 .49	- 11,201,42 6.93		936,000.0 0			40,188,88 1.64
	45,669,35 7.13	- 6,416,475 .49	- 11,201,42 6.93		936,000.0 0			40,188,88 1.64
	0.00							0.00

3

	33,193,360.78	
	104,817,944.93	
	138,011,305.71	

1

45

1

16,417,933.24	13,246,380.01	23.94%

2

3

4

1

2

5

1

2

10%

			120,000,000.00	244,606,612.76	208,421,744.48	90,453,730.76	10,608,234.59	10,020,376.35
			37,000,000.00	173,374,231.46	139,930,564.76	76,275,108.57	5,623,415.99	5,612,488.55

			61,000,00 0.00	536,427,1 71.48	199,691,1 02.31	507,235,7 51.93	29,221,21 3.63	28,404,55 9.48

1		2022		9,045.37	45.56%
	1,002.04		84.05%		
2		2022		7,627.51	48.53%
	561.25		787.60%		
3		2022		50,723.58	17.44%
	2,840.46		99.85%		

1

1

2019-2021

IT

2022-2025

ISO

ITU

2019-2021

2022-2025

IDC 2022 18.4% 0.04%

IT 667 0.5%

2026 IT 1312

Statista 5

1462 5 12.8% 2021 2022

1600 Global research 15% 2023 2023-2028 1975 2028 5

4000 IT 20

1

2018 79

2022 9 10 2022 5

2

2016 7 Icore

Mcore SaaS SaaS

SaaS

SaaS

3

2022

500

4

AI

AI

NLP

RAP

AI

AI

AI

AI

AI

AI

AI

2021

AI

MindSpore

AI

ModleArts

MindSpore

AI

AI

5.

2022

2023

2

3

4.					
	2021	42.15%	2022	33.57%	2022
2021	8.58%		2022		

5

			Sunline Technology (Malaysia) Sdn.
Bhd.	PT. Sunline Master International	Comet Wave Consulting Pte. Ltd.	
	8	-	
3,918.34		7,451.00	

2022 02 21				60	www.cni nfo .com.cn 2022 2 21 1	www.cni nfo .com.cn 2022 2 21 1
2022 02 21				14	www.cni nfo .com.cn 2022 2 21 2	www.cni nfo .com.cn 2022 2 21 2
2022 04 15				60	www.cni nfo .com.cn 2022 4 15	www.cni nfo .com.cn 2022 4 15
2022 04 20				10	www.cni nfo .com.cn 2022 4 20	www.cni nfo .com.cn 2022 4 20
2022 04 22				2021	www.cni nfo .com.cn 300348 20220422	www.cni nfo .com.cn 300348 20220422
2022 04 22				40	www.cni nfo .com.cn 300348 20220422	www.cni nfo .com.cn 300348 20220422
2022 04 27				5	www.cni nfo .com.cn 2022 4	www.cni nfo .com.cn 2022 4 27

					27	
2022 08 08					70	www.cninfo.com.cn 2022 8 8
2022 08 09					20	www.cninfo.com.cn 2022 8 9
2022 09 08				New Silk Road Investment : BerLuen Lien Public Mutual : Aloysius Lee UBS : Craig Cao UBS : Wendy Zhang UBS : Yuhua Li		www.cninfo.com.cn 2022 9 8
2022 10 28					70	www.cninfo.com.cn 2022 10 28



[www.cninfo.com.cn](http://www.cninfo.com.cn)

2022

1

2021		21.55%	2022 05 06	2022 05 06	2021 2022-024  www.cni nfo. co m. cn
2022		28.20%	2022 09 13	2022 09 13	2022 2022- 041  www.cni nfo. co m. cn
2022		21.17%	2022 12 12	2022 12 12	2022 2022- 076  www.cni nfo. co m. cn

2

1

				55	2010 08 24	2025 12 12	107,8 82,34 4	0	691,4 75	0	107,1 90,86 9	
				56	2014 03 27	2025 12 12	4,162 ,500	0	0	256,0 00	4,418 ,500	
				48	2010 08 24	2025 12 12	8,251 ,871	0	497,5 00	0	7,754 ,371	
				46	2010 08 24	2025 12 12	4,022 ,784	0	0	192,0 00	4,214 ,784	
				53	2010 08 24	2025 12 12	9,811 ,273	0	517,5 05	0	9,293 ,768	
				53	2010 08 24	2025 12 12	2,082 ,581	0	0	0	2,082 ,581	
				59	2020 08 14	2025 12 12	0	0	0	0	0	
				50	2022 12 12	2025 12 12	0	0	0	0	0	
				65	2022 12 12	2025 12 12	0	0	0	0	0	
				48	2019 05 06	2025 12 12	6,600 ,720	0	1,650 ,000	0	4,950 ,720	
				53	2022 12 12	2025 12 12	0	0	0	560,7 00	560,7 00	

				50	2010 08 24	2025 12 12	0	0	0	0	0	
				44	2019 06 24	2022 12 12	0	0	0	0	0	
				54	2016 10 14	2022 12 12	0	0	0	0	0	
				47	2016 10 14	2022 12 12	0	0	0	0	0	
				48	2010 08 24	2022 12 12	3,884 ,933	0	0	0	3,884 ,933	
	--	--	--	--	--	--	146,6 99,00 6	0	3,356 ,480	1,008 ,700	144,3 51,22 6	--

			2022 12 12	2022 12 12 2022
			2022 12 12	
			2022 12 12	2022 12 12 2022

2

1

1968 4

1990 7

2002

2010 8

2014 3

2017

1967 3

1993 2003

2004 2006

2007 2013

2013 10

2014 3

2019 12

1974 12  
2003  
2010 8  
1970 2  
2003  
2010 8  
1976 9  
2003  
12  
1970 3  
2005 6  
2010 8  
2016 10  
2019  
2022 12  
Comet Wave Consulting Pte. Ltd.  
1973 5  
1993 2010  
/

2011  
MBA

/

2022 12  
1957 10  
1989 3  
2003 6  
2003 6  
2021 10  
2017 5  
2021 10

2022 12  
1963 8  
1987 2020  
2020  
8

2020 8  
2

1974 12  
2000 7  
2003 5  
2003 5  
2019 5

2020 2  
1969 7  
Teradata  
2015

2022 12



			2016 01 19	2023 01 19	
			2019 04 29	2023 04 29	
	Comet Wave Consulting Pte. Ltd.		2019 07 23	2023 07 23	
			2021 09 01	2023 02 28	
			2019 02 01		
	( )		2022 01 01		
			2021 02 01		
			2018 04 24		
			2017 05 01		
			2020 07 08	2025 11 15	
			2018 08 01	2023 08 01	
			2021 02 03	2023 01 08	
			2020 06 01	2023 06 01	
			2019 06 21	2023 06 21	
			2020 04 01	2023 04 01	
			2015 11 13	2023 11 13	
			2022 01 11	2025 01 11	
			2021 02 02	2024 02 02	
			2019 11 29	2025 11 29	
					/

12 2022 492.14

			55		60.11	

---

			2022-036 <a href="http://www.cninfo.com.cn">www.cninfo.com.cn</a>
--	--	--	--

2022 09 13

2022 09 13

4

				1			
				<2021			
				2021	>		
				2			
				<2021			
				>			
			2022 04	3			
			02	<2021			
		4		>			
				4			
				5			
				2021			

1

2022 04  
17

&lt;2022

&gt;

			2022 07 29	1 < 2022 >			
			2022 10 21	1 <2022 >			
		1	2022 12 12	1			

			2022 04 02	1 2022 2 2022			
		2	2022 08 22	1 < 2022 >			
		1	2022 11 21	1			

1

	2,181
	4,212
	6,393
	6,509
	0

(

1

2

3

4

4 2022 6 15 2021 2022-026  
 2021 2022 6 21 2022 6 22


10	0
10	0.06
10	0
	731,471,562
	4,388,829.37
	0.00
	4,388,829.37

1

1 2022 2022 8  
26 2022 9 13  
2022 2022  
2022 9 13  
2022  
43 2022 10 31 498,700 2022 10 31  
<http://www.cninfo.com.cn/> 2022  
2022-055

2 2022 2022 8  
26 2022 9 13  
2022 2022  
2022 9 13  
2022  
463 2022 10 31 10,471,000 2022 11 2  
2022 10 31 <http://www.cninfo.com.cn/> 2022  
2022-

	--	0	0	0	0	--	0	--	0	0	448,000	--	448,000

/

2

3

1

/

2

3

/

1

2

3

1,293.25

3,536.56

36.57%

2022

373.17

28.86%

1

2

Sun line Prosti cks Fi nancial Sol uti ons Li mi ted	20%					
PT. Sun line Master Internationa l	30%					

1

	2023 04 15	
	<a href="http://www.cninfo.com.cn/new/index">http://www.cninfo.com.cn/new/index</a>	
		100.00%
		100.00%
	1	1

	2	2
	3	3
	5% < 5% < 2%	5% < 5% < 2%
		0
		0
		0
		0

2

	2022 12 31
	2023 04 15
	<a href="http://www.cninfo.com.cn/">http://www.cninfo.com.cn/</a>

--	--

--	--	--	--	--	--

2022

80%

1

				2015 06 16		

--	--	--	--	--	--	--

				2015 06 16		

---

--	--	--	--	--	--	--

			:			
--	--	--	---	--	--	--

	463		12 50% 50%	2022 11 02	2023 11 2 2024 11 2	

---


2

---

	116.6
	9
	1

1

--	--	--	--	--	--	--	--	--	--	--	--	--	--

		/	/			176.97	0.09%	230				2022 04 15	<a href="http://www.cninfo.com.cn/new/disclosure/detail?plate=szse&amp;orgId=9900022198&amp;stockCode=300348&amp;announcementId=1212923819&amp;announcementTime=2022-04-15">http://www.cninfo.com.cn/new/disclosure/detail?plate=szse&amp;orgId=9900022198&amp;stockCode=300348&amp;announcementId=1212923819&amp;announcementTime=2022-04-15</a>
		/	/					50				2022 04 15	<a href="http://www.cninfo.com.cn/new/disclosure/detail?plate=szse&amp;orgId=9900022198&amp;stockCode=300348&amp;announcementId=1212923819&amp;announcementTime=">http://www.cninfo.com.cn/new/disclosure/detail?plate=szse&amp;orgId=9900022198&amp;stockCode=300348&amp;announcementId=1212923819&amp;announcementTime=</a>





													2022-04-15
								100					2022 04 15  http://www.cninfo.com.cn/new/disclosure/detail?plate=szse&orgId=9900022198&stockCode=300348&announcementId=1212923819&announcementTime=2022-04-15
						46.96	0.04%	600					2022 08 05  http://www.cninfo.com.cn/new/disclosure/detail?plate=szse&orgId=9900022198&stockCode=300348&announcementId=1214221693&announcementTime=

													2022-08-05
				--	--	236.7 8	--	1,009	--	--	--	--	--

2

3

4

5

6

7

1



1


	721,000, 562.00	100.00%	10,471,0 00.00	0	0	0	10,471,0 00.00	731,471, 562.00	100.00%

1 2022 9 13 A 463 10,471,000  
10,471,000 2022 11 2

2 2022 12 12

971,233

A 463 10,471,000  
2022

www.cninfo.com.cn

731,471,562 463 10,471,000 0.0311  
0.0309 731,471,562 2022 2.046

2

	80,911,758	0	0	80,911,758		
	7,358,455	4,658	0	7,363,113		
	6,188,903	0	0	6,188,903		
	4,950,540	0	0	4,950,540		
	2,913,700	971,233	0	3,884,933		
	3,121,875	256,000	0	3,377,875		2023/11/2 128000

	3,017,088	192,000	0	3,209,088		2023/11/2 96000
	1,561,936	0	0	1,561,936		
	0	10,023,000	0	10,023,000		2023/11/2 5011500
	110,024,255	11,446,891	0	121,471,146	--	--

1

	2022 09 13	5.52	10,471,000	2022 11 02	0		(cni nfo. c om. cn)	2022 10 31

2022 8 26  
2022 9 13 2022

2022 9 13 2022

10,471,000 5.52 / 2022 9 13 463

2022 11 2 12

2022 10 31 www.cni nfo. com. cn 2022

2022-056

2

1 2022 1 1 721,000,562

2 2022 9 13 2022

463 10,471,000

2022 11 2 721,000,562

731,471,562

	49,554	9	0	9	0	0
		5%	10			

\_\_\_\_\_

\_\_\_\_\_

		1.06%	7,754,371	-497,500	6,188,903	1,565,468	
		0.94%	6,883,326	0	0	6,883,326	
10							
4							
	/						
10							
10							
10							
					36,573,500		36,573,500
					26,279,111		26,279,111
					13,849,069		13,849,069
					12,771,000		12,771,000
					10,917,438		10,917,438
					8,763,991		8,763,991
					8,385,789		8,385,789
					6,883,326		6,883,326
					6,746,730		6,746,730
					6,646,953		6,646,953
31	170						
10							
10							
	10						
	5						



5            10%

6





	2023 04 14
	( )
	2023 441A010693

2023 441A010693

2022 12 31

2022

2022 12

31

2022

23

37

1

2022

1,783,989,733.40

2

1

2

3

4

5

6

18

31

16

1

2022 12 31

2

1

2

3

4

5

11

24

5

1

2022 12 31

13,327,505.02

428,054,411.53

11

24

2

1

2

3

4

5

2022

1

2

3

4

5

6

1

2022 12 31

	2022 12 31	2022 1 1
	571,306,781.21	575,590,342.33
	814,554,322.77	546,441,816.55
	712,357.73	1,409,048.15
	28,687,265.59	29,544,738.24
	0.00	
	414,726,906.51	510,705,443.92
	83,623,919.09	72,246,982.81
	6,229,392.59	2,030,753.68
	12,341,895.20	11,702,404.98
	1,932,182,840.69	1,749,671,530.66
	10,696,981.60	14,276,631.36
	2,043,206.38	4,190,157.72
	40,188,881.64	45,669,357.13
	208,075,186.99	222,728,818.80

	2,173,304.59	4,493,889.63
	136,106,970.82	118,453,314.18
	25,493,623.21	35,467,999.84
	74,510,031.29	108,548,185.56
	3,222,705.82	4,593,982.72
	27,928,950.36	33,314,120.99
	19,190,268.45	23,106,102.24
	549,630,111.15	614,842,560.17
	2,481,812,951.84	2,364,514,090.83
	379,600,000.00	249,800,000.00
	14,018,477.83	24,685,434.40
	0.00	
	232,493,634.60	287,548,591.22
	143,394,500.80	163,758,281.53
	58,802,771.29	55,851,007.61
	28,887,344.50	18,810,622.60
	0.00	
	9,718,935.41	10,592,741.69
	0.00	
	866,915,664.43	811,046,679.05
	22,425,000.00	29,900,000.00

	117,277.52	1,236,525.59
	0.00	
	317,072.79	663,355.27
	33,659,455.20	23,282,128.75
	0.00	
	157,829.46	237,077.95
	61,845,445.73	
	118,522,080.70	55,319,087.56
	985,437,745.13	866,365,766.61
	731,471,562.00	721,000,562.00
	471,492,756.97	412,051,188.05
	57,799,920.00	
	-5,589,599.83	-6,753,263.04
	59,888,380.91	54,967,796.83
	297,115,378.60	304,837,870.75
	1,496,578,558.65	1,486,104,154.59
	-203,351.94	12,044,169.63
	1,496,375,206.71	1,498,148,324.22
	2,481,812,951.84	2,364,514,090.83

2

	2022 12 31	2022 1 1
	453,788,793.10	449,594,272.93
	856,261,968.38	533,371,548.74
	105,900.00	505,832.55
	598,934,442.60	546,909,574.48
		137,000,000.00
	195,218,028.11	127,606,206.03

	7,369,575.56	7,235,084.02
	2,193,136,998.28	1,734,571,717.65
	730,601,241.31	724,518,073.22
	40,188,881.64	45,669,357.13
	206,467,641.13	220,915,505.19
	494,943.17	2,670,341.27
	54,892,566.83	39,379,554.10
	25,196,011.48	29,495,239.71
	2,944,723.07	4,586,746.40
	10,986,795.97	10,494,675.59
	18,988,172.45	22,872,461.62
	1,090,760,977.05	1,100,601,954.23
	3,283,897,975.33	2,835,173,671.88
	379,600,000.00	249,800,000.00
	863,084,502.44	508,750,019.81
	204,394,271.89	258,520,986.58
	59,372,869.67	60,301,192.92
	5,753,388.59	8,349,402.12
	187,241,541.05	251,842,277.75
	8,114,817.45	9,680,873.05
	1,707,561,391.09	1,347,244,752.23

	22,425,000.00	29,900,000.00
		318,525.75
	9,360,763.78	2,412,421.56
	57,799,920.00	
	89,585,683.78	32,630,947.31
	1,797,147,074.87	1,379,875,699.54
	731,471,562.00	721,000,562.00
	472,501,520.74	412,236,489.60
	57,799,920.00	
	-9,521,212.90	-4,067,208.73
	59,888,380.91	54,967,796.83
	290,210,569.71	271,160,332.64
	1,486,750,900.46	1,455,297,972.34
	3,283,897,975.33	2,835,173,671.88

3

	2022	2021
	1,887,218,681.52	1,572,018,847.57
	1,887,218,681.52	1,572,018,847.57
	1,803,416,881.89	1,438,164,721.72
	1,253,674,037.03	909,394,806.27

---

	7,246,969.35	8,410,973.27

	-5,800,286.65	-2,040,415.54
1.	-346,282.48	-41,243.90
2.		
3.	-5,454,004.17	-1,999,171.64
4.		
5.		
	6,963,949.86	-1,750,929.11
1.		
2.		
3.		
4.		
5.		
6.	6,963,949.86	-1,750,929.11
7.		
	884,283.42	-473,219.66
	26,168,235.20	123,255,166.44
	23,596,774.81	122,360,040.34
	2,571,460.39	895,126.10
	0.0311	0.1760
	0.0309	0.1760

	-1,423,051.56	-3,000,607.99
-		
-	-11,676,367.97	-109,532.88
-	-7,796,607.85	-1,944,857.97
-	-115,525.44	97.15
	49,806,162.83	203,075,391.32
	50,644.66	157,310.23
	132,194.31	51,501.76
	49,724,613.18	203,181,199.79
	518,772.36	-3,330,449.90
	49,205,840.82	206,511,649.69
	49,205,840.82	206,511,649.69
	-5,454,004.17	-1,999,171.64
	-5,454,004.17	-1,999,171.64
1.		
2.		
3.	-5,454,004.17	-1,999,171.64
4.		
5.		
1.		
2.		
3.		
4.		
5.		
6.		
7.		
	43,751,836.65	204,512,478.05





	0.00	
	33,649,443.87	51,517,210.13
	103,674,386.13	108,693,919.87
	57,799,920.00	
	825,400,000.00	498,822,563.00
		55,871,080.96
	883,199,920.00	554,693,643.96
	703,075,000.00	357,675,000.00
	41,460,369.92	62,138,125.15
	189,103,308.50	273,828,707.77
	933,638,678.42	693,641,832.92
	-50,438,758.42	-138,948,188.96
		-6,349.29
	-5,925,646.40	38,371,115.30
	427,936,500.59	389,565,385.29
	422,010,854.19	427,936,500.59

7

	2022														
	721,000,562.00				412,051,188.05	0.00	-6,753.26	0.00	54,967,796.83	0.00	304,837,870.75	0.00	1,486,104.59	12,044,169.63	1,498,148,324.22
													0.00		0.00
													0.00		0.00
													0.00		0.00
													0.00		0.00
	721,000,000.00	0.00	0.00	0.00	412,051,000.00	0.00	-6,753.26	0.00	54,967,796.83	0.00	304,837,870.75	0.00	1,486,104.59	12,044,169.63	1,498,148,324.22

	562. 00				188. 05		3,26 3.04		96.8 3		870. 75		4,15 4.59	69.6 3	8,32 4.22
	10,4 71,0 00.0 0				59,4 41,5 68.9 2	57,7 99,9 20.0 0	1,16 3,66 3.21		4,92 0,58 4.08		- 7,72 2,49 2.15		10,4 74,4 04.0 6	- 12,2 47,5 21.5 7	- 1,77 3,11 7.51
							1,16 3,66 3.21		0.00		22,4 33,1 11.6 0		23,5 96,7 74.8 1	2,57 1,46 0.39	26,1 68,2 35.2 0
	10,4 71,0 00.0 0				59,4 41,5 68.9 2	57,7 99,9 20.0 0		0.00	0.00	0.00	0.00	0.00	12,1 12,6 48.9 2	- 14,8 18,9 81.9 6	- 2,70 6,33 3.04
1	10,4 71,0 00.0 0				47,3 28,9 20.0 0	57,7 99,9 20.0 0							0.00		0.00
2													0.00		0.00
3	0.00				12,9 36,1 11.1 4	0.00							12,9 36,1 11.1 4		12,9 36,1 11.1 4
4					- 823, 462. 22								- 823, 462. 22	- 14,8 18,9 81.9 6	- 15,6 42,4 44.1 8
									4,92 0,58		- 30,1		- 25,2		- 25,2

									4.08		55,6 03.7 5		35,0 19.6 7		35,0 19.6 7
1									4,92 0,58 4.08		- 4,92 0,58 4.08		0.00		0.00
2													0.00		0.00
3											- 25,2 35,0 19.6 7		- 25,2 35,0 19.6 7		- 25,2 35,0 19.6 7
4													0.00		0.00
	0.00	0.00	0.00	0.00	0.00	0.00	0.00	0.00	0.00	0.00		0.00	0.00	0.00	0.00
1													0.00		0.00
2													0.00		0.00
3													0.00		0.00
4													0.00		0.00

5													0.00		0.00
6													0.00		0.00
													0.00		0.00
1													0.00		0.00
2													0.00		0.00
													0.00		0.00

	721, 479, 478. 00				426, 221, 855. 35	56,5 50,5 47.9 5	- 2,96 1,91 8.39		34,3 16,6 31.8 6		249, 841, 214. 19		1,37 2,34 6,71 3.06	11,1 49,0 43.5 3	1,38 3,49 5,75 6.59

4	- 478, 916. 00				- 14,1 70,6 67.3 0	- 56,5 50,5 47.9 5							41,9 00,9 64.6 5		41,9 00,9 64.6 5
									20,6 51,1 64.9 7		- 71,1 54,7 28.4 3		- 50,5 03,5 63.4 6		- 50,5 03,5 63.4 6
1									20,6 51,1 64.9 7		- 20,6 51,1 64.9 7				
2															
3											- 50,5 03,5 63.4 6		- 50,5 03,5 63.4 6		- 50,5 03,5 63.4 6
4															
1															
2															
3															

4																	
5																	
6																	
2																	
	721,000,562.00				412,051,188.05		-6,753,263.04		54,967,796.83		304,837,870.75		1,486,104,154.59	12,044,169.63		1,498,328,422	

	2022																
	721,0																

												0.00
												0.00
	721,000,562.00	0.00	0.00	0.00	412,236,489.60	0.00	-4,067,208.73	0.00	54,967,796.83	271,160,332.64	0.00	1,455,297,972.34
	10,471,000.00	0.00	0.00	0.00	60,265,031.14	57,799,920.00	-5,454,004.17	0.00	4,920,584.08	19,050,237.07		

4												0.00
	0.00	0.00	0.00	0.00	0.00	0.00	0.00	0.00	4,920,584.08	-30,155,603.75	0.00	-25,235,019.67
1									4,920,584.08	-4,920,584.08		0.00
2										-25,235,019.67		-25,235,019.67
3												0.00
	0.00	0.00	0.00	0.00	0.00	0.00	0.00	0.00	0.00	0.00	0.00	0.00
1												0.00
2												0.00
3												0.00
4												0.00

5												0.00
6												0.00

	721,479.478.00				415,652.725.00	56,550,547.95	-2,068,037.09		34,316,631.86	135,803.411.38		1,248,633,661.20
	-478,916.00				-3,416,235.40	-56,550,547.95	-1,999,171.64		20,651,164.97	135,356.921.26		206,664,311.14
							-1,999,171.64			206,511.649.69		204,512,478.05
	-478,916.00				-3,416,235.40	-56,550,547.95						52,655,396.55
1												
2												
3					-1,872,210.22							-1,872,210.22
4	-478,916.00				-1,544,025.18	-56,550,547.95						54,527,606.77
									20,651,164.97	-71,154,728.43		-50,503,563.46

1									20,65 1,164 .97	- 20,65 1,164 .97		
2										- 50,50 3,563 .46		- 50,50 3,563 .46
3												
1												
2												
3												
4												
5												

6												
1												
2												
	721,000.562.00				412,236.489.60		-4,067,208.73		54,967,796.83	271,160.332.64		1,455,297,972.34

( ) 2010 8 26

91440300736295868L

2 A 5 73,147.16

2010 8 2010 7 31  
 65,640,834.58 1 0.5256 3,450.00 1  
 3,450.00

2010 9 17 2010 12 17  
 200.75 219.25  
 3,870.00

2011 2012 2012  
 978 1,300.00 1 2012 8 17  
 2022 12 31 73,147.16

IT

2023 4 14

2022

20

1

15

2014

2

24

30

39

1

2022 12 31

2022

2

1 1 12 31

3

12

4

---

Sunline Technology(Malaysia) Sdn. Bhd			
Sunline International (Malaysia) Sdn. Bhd			
Sunline Technology (Thailand)Limited			
PT. Sunline Master International			
Sunline International (Philippines) Limited, Inc.			
Comet Wave Consulting Pte. Ltd			

6

7

8

9

10

- 
- 

- 
-



45

- 
- 
- 
- 
- 

14

12

12

12

12

12

A

- 1
- 2

B

- 1
- 2 / /
- 3 / /

C

- 1 / /
- 2 / /

/

- 1
- 2
- 3
- 4

12

- 1 / /
- 2 / /

12

- 
- 
- 
- 

30

- 
- 

90

- 
- 
- 
- 
-

11

12

13

14

15

16

17



22

22

20%

20%

50%

20%

31

23

24

1

2

		20	10.00	4.50
		5.00	10.00	18.00
		5.00	10.00	18.00
		5.00	10.00	18.00
		5.00	-	20.00

31

3

25

31

26

3

27

28

29

1

13

2

3

31

30

1

31

2

31

32

33

34

1

2

3



38

39

3

10 6

a.

b.

c.

d.



42

1

29

12

4







3

1

			3%	5%	6%	9%
			12%	13%		
			7%			
			5%	7%		
			15%	16.5%	17%	20%
			24%	25%	30%	

	15.00%
	16.50%
Sunline Technology (Malaysia) Sdn.Bhd	24.00%
	25.00%
	16.50%
	25.00%
	15.00%
	25.00%
	25.00%
	15.00%
Sunline International (Malaysia) Sdn.Bhd	24.00%
	15.00%
	15.00%
	15.00%
Sunline Technology (Thailand) Limited	20.00%
	15.00%
	25.00%
PT. Sunline Master International	22.00%
Sunline International (Philippines) Limited, Inc.	20.00%
Comet Wave Consulting Pte. Lt3999 12.024 ref*EMC 06(1	

2020 12 11

GR202044206606

15%

2021 10 25

GR202111002926

15%

[2014]26

15%

2/2557

Sunl i ne Technology (Thai l and)Li mi ted

2019 -2023

3

3

1

	8,027.27	5,711.78
	538,105,393.16	550,213,361.22
	33,193,360.78	25,371,269.33
	571,306,781.21	575,590,342.33
	106,994,996.18	120,901,181.89
	33,193,360.78	25,371,269.33

33,193,360.78

2


---

--	--	--

3

--	--	--

4

1

--	--	--


---


**3**

--	--

**4**

--	--	--

**5**

--	--

**6**

--	--

--

	843,955,457.19	99.86%	29,401,134.42	3.48%	814,554,322.77	562,443,085.12	99.78%	16,001,268.57	2.84%	546,441,816.55
	845,124,658.89	100.00%	30,570,336.12	3.62%	814,554,322.77	563,698,584.89	100.00%	17,256,768.34	3.06%	546,441,816.55

1,169,201.70

	544,000.00	544,000.00	100.00%
	319,700.00	319,700.00	100.00%
	296,000.00	296,000.00	100.00%
	9,501.70	9,501.70	100.00%
	1,169,201.70	1,169,201.70	

29,401,134.42

/ /	788,163,355.46	23,076,403.59	2.93%
/ /	55,792,101.73	6,324,730.83	11.34%
	843,955,457.19	29,401,134.42	

1 1		725,624,624.23
1 2		90,633,510.45
2 3		19,332,316.67

3	9,534,207.54
3 4	9,534,207.54
	845,124,658.89

2

	1,255,499.77		86,298.07		1,169,201.70
	16,001,268.57	14,717,358.33	1,330,000.00	12,507.52	29,401,134.42

	34,416,165.66	4.07%	975,913.94
	25,959,194.32	3.07%	303,722.57
	24,523,165.66	2.90%	553,943.77
	269,838,511.74	31.93%	

5

6

6

--	--	--

7

1

1	650,357.73	91.30%	1,066,345.43	75.68%
1 2			280,702.72	19.92%
2 3			62,000.00	4.40%
3	62,000.00	8.70%		
	712,357.73		1,409,048.15	

1

2

495,130.21

69.51%

8

	0.00	
	28,687,265.59	29,544,738.24
	28,687,265.59	29,544,738.24

1

1

	0.00	

2

--	--	--	--	--

3

2

1

( )		
-----	--	--

2

1

( )				
-----	--	--	--	--

3

3

1

	2,810,502.09	192,271.80
	16,700,093.07	18,252,986.59
	6,129,847.57	7,884,893.95
	2,629,488.13	2,801,778.17
		365,011.68
	1,827,542.60	1,336,885.84
	30,097,473.46	30,833,828.03

2

	12	( )	( )	
2022 1 1	1,289,089.79			1,289,089.79
2022 1 1				
	113,284.51			113,284.51
	7,833.57			7,833.57
2022 12 31	1,410,207.87			1,410,207.87

1 1		20,788,616.52
1 2		5,657,445.21
2 3		1,507,898.42
3		2,143,513.31

3	4	2,143,513.31
		30,097,473.46

3

	1,289,089.79	113,284.51			7,833.57	1,410,207.87
	1,289,089.79	113,284.51	0.00	0.00	7,833.57	1,410,207.87

--	--	--

4

--	--

--	--	--	--	--	--

5

		3,900,000.00	1	12.96%	39,000.00
		1,832,202.60	2	6.09%	93,362.37
		1,588,000.00	1 5	2-3 5.28%	37,100.00

		1,072,200.00	1-2	3.56%	107,220.00
		789,000.00	1-2	2.62%	78,900.00
		9,181,402.60		30.51%	355,582.37

6

--	--	--	--	--	--

7

8

9

1

	2,082,598.14		2,082,598.14	3,267,869.41		3,267,869.41
	425,971,813. 39	13,327,505.0 2	412,644,308. 37	524,660,555. 26	17,222,980.7 5	507,437,574. 51
	428,054,411. 53	13,327,505.0 2	414,726,906. 51	527,928,424. 67	17,222,980.7 5	510,705,443. 92

2


	17,222,980.7 5	8,614,780.51		12,613,843.8 0	-103,587.56	13,327,505.0 2
	17,222,980.7 5	8,614,780.51		12,613,843.8 0	-103,587.56	13,327,505.0 2

2020 1 1

3

4

10

	90,383,532.8 4	6,759,613.75	83,623,919.0 9	76,144,118.5 8	3,897,135.77	72,246,982.8 1
	90,383,532.8 4	6,759,613.75	83,623,919.0 9	76,144,118.5 8	3,897,135.77	72,246,982.8 1

--	--	--

			/	
	2,862,477.98			
	2,862,477.98			

2020 1 1

11

--	--	--	--	--	--	--

12

1	6,229,392.59	2,030,753.68
	6,229,392.59	2,030,753.68

/


13

	6,514,556.05	5,175,260.80
	39,021.51	1,360,147.79
	4,924,141.27	4,426,694.49
	864,176.37	740,301.90
	12,341,895.20	11,702,404.98

14



	12	( )	( )	
2022 1 1				

15

			)	)	
2022	1	1	379,207.44		379,207.44
2022	1	1			
			12,569.04		12,569.04
2022	12	31	391,776.48		391,776.48

2

3

17

	2,014,290.69	440,000.00		-1,423,051.56						1,031,239.13	
Fundaz tic S G Pte . Ltd	2,175,867.03			-1,200,049.18					36,149.40	1,011,967.25	
	4,190,157.72	440,000.00		-2,623,100.74					36,149.40	2,043,206.38	

18

	8,146,917.93	8,887,050.75
	552,252.46	491,677.42
) (	26,492,592.32	31,361,158.67
	3,013,211.44	2,639,969.85
	1,983,907.49	2,289,500.44
	40,188,881.64	45,669,357.13

	250,000.00		-			
		162,246.12	1,853,082.07			
) (			-			
			1,659,407.68			
			-			
			5,749,340.01			
			-			
			2,101,843.29			
	250,000.00	162,246.12	-			
			11,363,673.05			

19

--	--	--

20

1

2

3

--	--	--

21

	208,075,186.99	222,728,818.80
	208,075,186.99	222,728,818.80

1

1.	280,172,058.02	2,507,735.96	19,599,869.57	6,883,820.73	9,653,713.12	318,817,197.40
2.			830,624.18	131,129.41		961,753.59
1			749,510.02	73,571.11		823,081.13
2						
3						
4			81,114.16	57,558.30		138,672.46
3.		408,896.00	615,610.04	251,925.50		1,276,431.54
1		408,896.00	615,610.04	251,925.50		1,276,431.54

4.	280,172,058. 02	2,098,839.96	19,814,883.7 1	6,763,024.64	9,653,713.12	318,502,519. 45
1.	66,872,342.6 0	1,809,044.82	12,724,295.8 9	5,994,353.48	8,688,341.81	96,088,378.6 0
2.	12,607,884.6 0	133,186.20	2,017,800.34	494,727.44		15,253,598.5 8
1	12,607,884.6 0	133,186.20	1,992,839.66	444,149.13		15,178,059.5 9
2			24,960.68	50,578.31		75,538.99
3.		368,006.40	417,228.88	129,409.44		914,644.72
1		368,006.40	417,228.88	129,409.44		914,644.72
4.	79,480,227.2 0	1,574,224.62	14,324,867.3 5	6,359,671.48	8,688,341.81	110,427,332. 46
1.						
2.						
1						
3.						
1						
4.						

4

--	--	--

5

--	--	--

22

--	--	--

1


2

--	--	--	--	--	--	--	--	--	--	--	--	--

3

--	--	--

4

---


23

1

2

24

25



3.		
1		
4.		
1.	2, 173, 304. 59	2, 173, 304. 59
2.	4, 493, 889. 63	4, 493, 889. 63

26

1

1.				5, 644, 590. 57	256, 635, 666. 99	262, 280, 257. 56
2.				1, 239, 638. 90	67, 318, 841. 6 2	68, 558, 480. 5 2
1				1, 218, 971. 42		1, 218, 971. 42
2					67, 055, 436. 6 1	67, 055, 436. 6 1
3						
4				20, 667. 48	263, 405. 01	284, 072. 49
3.						
1						
2						
4.				6, 884, 229. 47	323, 954, 508. 61	330, 838, 738. 08
1.				4, 052, 500. 74	139, 774, 442. 64	143, 826, 943. 38
2.				856, 524. 38	50, 048, 299. 5 0	50, 904, 823. 8 8
1				844, 242. 03	49, 921, 473. 5 9	50, 765, 715. 6 2
2				12, 282. 35	126, 825. 91	139, 108. 26

189,822,742. 14	194,731,767. 26

	9.84	51.68			6.61	1.70		3.21
--	------	-------	--	--	------	------	--	------

28

1

	90,484,473.25				90,484,473.25
	36,328,190.91		3,363,556.81		39,691,747.72
	15,599,704.88		1,444,346.46		17,044,051.34
	2,925,385.19		270,855.74		3,196,240.93
Comet Wave	717,833.94		66,462.85		784,296.79
	146,055,588.17		5,145,221.86		151,200,810.03

2



			50,207,209.21
85,234,570.29		5,027,361.08	
			2,029,399.12
3,726,040.49	70%		1,187,648.96
			3,724,606.81
6,634,748.65	85%		2,473,620.56
	Comet Wave		346,827.84
928,881.41	85%		494,745.53

29

	4,593,982.72	302,899.67	1,882,195.35	3,014,687.04
		98,113.20	38,364.82	59,748.38
		220,471.70	72,201.30	148,270.40
	4,593,982.72	621,484.57	1,992,761.47	3,222,705.82

30

/

1

	57,375,884.53	9,247,056.73	40,300,337.67	6,757,106.85
	53,450,261.02	8,017,539.15	124,998,343.82	18,752,116.03
	32,125,789.28	5,234,439.41	23,282,128.75	3,543,848.89
	11,201,426.93	1,680,214.04	4,784,951.44	717,742.72
	14,518,881.45	2,177,832.22	25,888,504.71	3,543,306.50
	10,239,415.70	1,571,868.81		
	178,911,658.91	27,928,950.36	219,254,266.39	33,314,120.99

2

	1,052,196.40	157,829.46	1,580,519.67	237,077.95
	1,052,196.40	157,829.46	1,580,519.67	237,077.95

3

		27,928,950.36		33,314,120.99
		157,829.46		237,077.95

4

		1,449,344.58	13,190,560.03
		339,584,443.63	303,216,365.91
		341,033,788.21	316,406,925.94

5

2022	0.00	10,415,743.67	
2023	5,017,089.74	12,335,407.41	
2024	1,297,037.88	20,079,812.94	
2025	120,241,081.87	145,076,772.37	
2026	120,536,584.16	115,308,629.52	
2027	92,492,649.98		
	339,584,443.63	303,216,365.91	

31

	24,707,887.86	5,517,619.41	19,190,268.45	27,924,220.76	4,818,118.52	23,106,102.24

---

	24,707,887.8 6	5,517,619.41	19,190,268.4 5	27,924,220.7 6	4,818,118.52	23,106,102.2 4
--	-------------------	--------------	-------------------	-------------------	--------------	-------------------

32

1



35

--	--	--

36

1

	14,018,477.83	24,615,498.40
		69,936.00
	14,018,477.83	24,685,434.40

2

1

--	--	--

37

1

	0.00	

2

1

--	--	--

38

	232,493,634.60	287,548,591.22
	232,493,634.60	287,548,591.22

--	--	--

39

1

	156,770,353.32	1,257,453,243.66	1,277,780,007.04	136,443,589.94
-	6,987,928.21	110,127,096.67	110,164,114.02	6,950,910.86
	163,758,281.53	1,367,580,340.33	1,387,944,121.06	143,394,500.80

2

1	150,374,017.74	1,145,387,458.96	1,165,685,532.68	130,075,944.02
2		12,132,416.83	12,132,416.83	0.00
3	3,897,641.49	53,758,469.73	53,670,878.34	3,985,232.88
	3,660,635.16	50,123,706.81	50,018,452.63	3,765,889.34
	156,563.25	2,089,905.49	2,090,323.98	156,144.76
	80,443.08	1,544,857.43	1,562,101.73	63,198.78
4	2,498,694.09	46,174,898.14	46,291,179.19	2,382,413.04
	156,770,353.32			

---

	424,830.31	584,841.92
	298,490.20	271,103.31

2 1

--	--	--

42

--	--	--

43

	7,475,000.00	7,475,000.00
	2,243,935.41	3,117,741.69
	9,718,935.41	10,592,741.69

45

1



47

	117,277.52	1,236,525.59
	117,277.52	1,236,525.59

2022

181,856.37

-

48

	0.00	

1

--	--	--

2

--	--	--	--	--	--

49

1

-	317,072.79	663,355.27
	317,072.79	663,355.27

2

--	--	--

--	--	--

--	--	--

50

	33,659,455.20	23,282,128.75	
	33,659,455.20	23,282,128.75	

5%

51

				0.00	

								/
--	--	--	--	--	--	--	--	---

52

	57,799,920.00	
	4,019,850.00	
	25,675.73	
	61,845,445.73	

53

		+ -				
	721,000,56 2.00	10,471,000 .00			10,471,000 .00	731,471,56 2.00

1,047.10

54

1

2

	412,051,188.05	60,265,031.14	823,462.22	471,492,756.97
--	----------------	---------------	------------	----------------

1 47,328,920.00  
823,462.22

2 12,936,111.14

## 56

	0.00	57,799,920.00		57,799,920.00
		57,799,920.00		57,799,920.00

1 57,799,920.00

## 57

	-	-			-	-		-
4,122,008.80	6,762,757.97			962,471.32	5,800,286.65			9,922,295.45
-	-				-			-
54,800.07	346,282.48				346,282.48			401,082.55
-	-			-	-			-
4,067,208.73	6,416,475.49			962,471.32	5,454,004.17			9,521,212.90
-	-				-			-
2,631,254.24	7,848,233.28				6,963,949.86	884,283.42		4,332,695.62
-	-				-			-
2,631,254.24	7,848,233.28				6,963,949.86	884,283.42		4,332,695.62
-	-			-	-			-
6,753,263.04	1,085,475.31			962,471.32	1,163,663.21	884,283.42		5,589,599.83

---

1,163,663.21                      2,047,946.63                      884,283.42

**58**

--	--	--	--	--

**59**

	54,967,796.83	4,920,584.08		59,888,380.91
	54,967,796.83	4,920,584.08		59,888,380.91

10%

**60**

		304,837,870.75	

	137,383.55		778,551.31	
	1,887,218,681.52	1,253,674,037.03	1,572,018,847.57	909,394,806.27

	1	2		
	1,783,989,733.40			1,783,989,733.40
	34,192,574.18			34,192,574.18
	68,898,990.39			68,898,990.39
	137,383.55			137,383.55
	1,719,585,141.67			1,719,585,141.67
	167,633,539.85			167,633,539.85

62

	2,853,411.64	3,262,061.70
	1,301,331.62	1,438,647.83
	1,584,059.48	2,079,016.99
	620,339.32	721,123.28
	887,827.29	910,123.47
	7,246,969.35	8,410,973.27

1

63

	78,115,362.90	71,058,222.81

65

	79,213,885.45	75,348,706.49
	49,406,565.51	42,656,777.32
	5,096,439.11	8,534,248.58
	3,075,646.13	7,058,717.22
	3,330,321.01	582,393.11
	140,122,857.21	134,180,842.72

66

	16,361,604.07	12,474,745.42
	5,881,222.90	5,079,363.11
	1,078,711.35	11,274,623.02
	907,103.86	594,762.54
	12,466,196.38	19,264,767.87

67

	9,144,218.07	14,423,503.76
	5,334,953.49	4,687,004.90
	1,083,681.89	1,118,062.69

68

	-2,623,100.74	-3,980,033.74
		4,331,251.00
	250,000.00	250,000.00
	-2,373,100.74	601,217.26

69



70



---

--	--	--

**74**

	99,647.37	190,811.67	99,647.37
	99,647.37	190,811.67	99,647.37

	-3,159,164.77
	854,535.69
	-37,500.00
	656,497.34
	29,231,701.63
	501,469.53
	-916,441.08
-	-8,706,722.08
-	-14,306,915.88
	86,295.66
	9,202,116.86

77

57

78

1

	9,144,218.07	18,037,178.10
	5,881,222.90	5,721,049.69
	18,252,149.42	190,811.67
	33,277,590.39	23,949,039.46

2

	104,762,793.12	120,720,000.94
	13,664,716.68	56,267,415.89
	118,427,509.80	176,987,416.83

3

	0.00	33,960,000.00
		33,960,000.00

4

	0.00	

5

--	--	--

6

		2,022,941.18
	9,630,286.54	
	2,178,004.86	3,741,718.26
	11,808,291.40	

---

	50,765,715.62	44,242,166.87
	1,992,761.47	1,840,179.38
	133,257.75	13,460.92
	16,361,604.07	12,474,745.42

3


4

	538,113,420.43	550,219,073.00
	8,027.27	5,711.78
	538,105,393.16	550,213,361.22
	538,113,420.43	550,219,073.00

80

81

	33,193,360.78	
	104,817,944.93	
	138,011,305.71	

1	33,193,360.78				2	2016	12	20
		7,475		2021	12	18		
	2	5	5A01-5A10	2022	12	31		104,817,944.93

82

1

	2,425,032.94	6.9646	16,889,384.41
	34,953,075.47	0.8933	31,223,582.32
2104 /P <</MCID 84>> 341	77.01 488.38 10,329,305.68	1.5772	16,291,380.92
	145,367,060.17	0.2014	29,276,925.92
	22,795,434,204.43	0.0005	11,397,717.10
	63,275.77	5.1831	327,964.64
	1,733,178.29	0.1250	216,647.29
	1,890,380.29	6.9646	13,165,742.57

2


83

84

1

	1,251,143.91		1,251,143.91
2022	1,130,000.00		1,130,000.00
	720,000.00		720,000.00
2022	720,000.00		720,000.00
	637,627.37		637,627.37
	612,730.04		612,730.04
	609,279.55		609,279.55
	511,500.00		511,500.00
2022	500,000.00		500,000.00

	471,900.00		471,900.00
	461,526.50		461,526.50
2022 -	396,000.00		396,000.00
2022	312,600.00		312,600.00
	305,513.90		305,513.90
	200,000.00		200,000.00
	164,100.00		164,100.00
2022	61,876.80		61,876.80
	48,520.00		48,520.00
( ): 2022	22,700.00		22,700.00
2021	7,200.00		7,200.00

2

85

1

1

--	--	--	--	--	--	--	--	--



4

5

6

2

1

--	--	--	--	--	--	--	--	--

2

--	
--	
--	
--	
--	

3


6

1

1

				100.00%		
Sunl i ne Technol ogy (Mal aysi a) Sdn. Bhd					100.00%	
					100.00%	
Sunl i ne Internationa l (Mal aysi a) Sdn. Bhd					100.00%	
				100.00%		
				100.00%		
				100.00%		
				100.00%		
				100.00%		
				100.00%		
					100.00%	
Sunl i ne Technol ogy (Thai l and)Li mi ted					99.99%	
				100.00%		
				100.00%		

PT. Sunline Master Internationa l					100.00%	
Sunline Internationa l (Philippines ) Limited, Inc.					99.99%	
Comet Wave Consulting Pte. Ltd					100.00%	
				100.00%		
				90.00%		

2

--	--	--	--	--

3


--	--	--	--	--	--	--	--	--	--	--	--	--


4

5

2

1

2

/	
--	
--	
/	
/	

3

1

				40.00%		

20%

20%

2

	/	/
--	---	---

---


**3**

	/	/
	8,228,129.95	7,499,885.69

---

	1,011,967.25	2,175,867.03

6

24.87%	2021	15.00%
26.15%	2021	24.78%

	38,284.35				38,284.35
	1,401.85				1,401.85
	2,888.73				2,888.73
	971.89				971.89
		11.73			11.73
		857.38	820.76	784.13	2,462.27
	<b>43,546.82</b>	<b>869.11</b>	<b>820.76</b>	<b>784.13</b>	<b>46,020.82</b>

	25,195.64				25,195.64
	2,468.54				2,468.54
	1,881.06				1,881.06
	1,059.27				1,059.27
		126.91			126.91
		894.01	857.38	1,194.80	2,946.19
	<b>30,604.51</b>	<b>1,020.92</b>	<b>857.38</b>	<b>1,194.80</b>	<b>33,677.61</b>

2022 12 31

	4,093,916.97	252,699.04	40,932,799.06	20,068,828.27
		-	30,055,126.98	7,605,847.51
	996,876.80	2,415,437.26	20,344,426.77	27,526,364.26
	3,867,302.05	2,230,095.98	30,762,525.33	56,231,676.84
	167,061.27	648,053.04	35,749,310.74	46,220,169.29
	42,060.86	-	786,992.06	694,680.06
	4,770.03	5,486.28	9,717,712.01	3,633.40
	<b>9,171,987.98</b>	<b>5,551,771.60</b>	<b>168,348,892.95</b>	<b>158,351,199.63</b>

2022 12 31

39.71% 2021 12 31 36.64%

1

	--	--	--	--

---

			40,188,881.64	40,188,881.64
--	--	--	---------------	---------------

1

--	--	--	--	--	--

2

1

3


4


5

1

/

--	--	--	--	--	--

		469,592.78	6,000,000.00		1,940,528.16
		0.00	1,000,000.00		1,215,000.00

/

			25,547.93		0.00
			1,769,686.35		527,760.37

2

/

/

/

/	/	/	/	/	/	/
---	---	---	---	---	---	---

/

/

/	/
---	---


4

--	--	--	--	--

	100,000,000.00	2022 01 05	2023 01 28	
	39,600,000.00	2022 05 13	2023 05 11	
	60,000,000.00	2022 05 25	2023 05 11	
	100,000,000.00	2022 06 14	2023 05 11	
	50,000,000.00	2022 04 22	2023 04 22	
	30,000,000.00	2022 12 27	2023 06 27	

5


6

--	--	--	--

7

	4,921,400.00	8,627,100.00

8

6

1

		19,102.46	345.75	18,884.10	287.04
		108,248.40	2,164.97		

2

		362,221.82	1,076,325.00
		128,790.00	901,530.00

7

8

1

	10,969,700.00
	0.00
	0.00

2022 8 26  
 2022  
 1,124.30  
 49.87

2022 9 13  
 2022  
 72,100.0562  
 72,100.0562

2022  
 1.56%  
 0.07%

2022 9 13  
 1,124.30 1,055.90

7  
 1,055.90 1,047.10

2022

2022 9 13  
 5.52 /

463 1,047.10

72,100.0562 1.45%

2022 11 2

2022

2022 9 13

11.04 /

2022 10 31

72,100.0562 0.07%

43 49.87

12 24 36  
 50% 50%

2

	+
	,
	12,936,111.14
	12,932,488.07

3

4

5

1

2

1

3,738.66

2023 4

14

2

3

1



2

	4,388,829.37
	4,388,829.37

3

4

1

1

--	--	--	--

2

--	--	--

2

3

1

2

4

5



	1,169,201.70	0.13%	1,169,201.70	100.00%		1,255,499.77	0.23%	1,255,499.77	100.00%	
	883,975,980.10	99.87%	27,714,011.72	3.14%	856,261,968.38	548,119,921.89	99.77%	14,748,373.15	2.69%	533,371,548.74
	885,145,181.80	100.00%	28,883,213.42	3.26%	856,261,968.38	549,375,421.66	1.00%	16,003,872.92	2.91%	533,371,548.74

1,169,201.70

1	1	772,395,835.98
1	2	86,365,676.65
2	3	16,849,461.63
3		9,534,207.54
3	4	9,534,207.54
		885,145,181.80

## 2

	1,255,499.77			86,298.07		1,169,201.70
	14,748,373.15	14,295,638.57		1,330,000.00		27,714,011.72
	16,003,872.92	14,295,638.57		1,416,298.07		28,883,213.42

	1,330,000.00	
	1,330,000.00	

## 3

--	--



## 4

--	--	--	--

	147,248,797.67	16.64%	2,685,557.85
	37,691,188.43	4.26%	1,393,426.62
	34,416,165.66	3.89%	975,913.94
	25,959,194.32	2.93%	303,722.57
	24,523,165.66	2.77%	553,943.77
	269,838,511.74	30.49%	

5

6

2

		137,000,000.00
	598,934,442.60	409,909,574.48
	598,934,442.60	546,909,574.48

1

1

--	--	--

2

--	--	--	--	--

3

2

1

( )		
	0.00	115,000,000.00
	0.00	22,000,000.00
		137,000,000.00

2

1

( )				

3

3

1

	16,501,543.07	16,040,678.46
	1,309,748.40	1,001,327.77
	3,179,702.62	4,177,541.89
	833,793.18	698,000.00
	577,362,558.03	388,759,007.92
		77,343.85

2022 12 31	971,352.88			971,352.88
------------	------------	--	--	------------

1	1			287,438,734.44
1	2			214,889,630.38
2	3			66,084,355.05
3				31,493,075.61
3	4			31,493,075.61
				599,905,795.48

## 3

	844,325.41	127,027.47				971,352.88
	844,325.41	127,027.47				971,352.88

--	--	--

## 4

--	--

--	--	--	--	--	--

5

		254,556,250.89	1-3	42.43%	
		138,135,845.81	1-5	23.03%	
		80,749,426.51	1-5	13.46%	
		55,332,955.76	1-4	9.22%	
		13,488,497.72	1	2.25%	
		542,262,976.69		90.39%	

6



7

8

3

	729,570,002. 18		729,570,002. 18	722,503,782. 53		722,503,782. 53
	1,031,239.13		1,031,239.13	2,014,290.69		2,014,290.69

	730,601,241. 31		730,601,241. 31	724,518,073. 22		724,518,073. 22
--	--------------------	--	--------------------	--------------------	--	--------------------

1

	50,000,000 .00	516,961.60				50,516,961 .60	
	36,467,596 .43	75,271.87				36,542,868 .30	
	114,652,39 9.19	2,635,848. 40				117,288,24 7.59	
	22,590,198 .75	406,222.19				22,996,420 .94	
	55,567,189 .55	91,466.51				55,658,656 .06	
	148,184,89 8.85	323,526.28				148,508,42 5.13	
	5,407,000. 00	0.00				5,407,000. 00	
	3,090,000. 00	1,410,000. 00				4,500,000. 00	
	6,700,000. 00	0.00				6,700,000. 00	
	150,127,55 3.50	1,070,783. 87				151,198,33 7.37	
	129,716,94 6.26	536,138.93				130,253,08 5.19	
	722,503,78 2.53	7,066,219. 65				729,570,00 2.18	

2

	2,014,290.69	440,000.00		- 1,423,051.56						1,031,239.13	
	2,014,290.69	440,000.00		- 1,423,051.56						1,031,239.13	
	2,014,290.69	440,000.00		- 1,423,051.56						1,031,239.13	

3

4

	1,799,076,835.64	1,485,887,403.06	1,394,727,586.04	1,104,240,677.40
	2,865,422.51		7,837,238.59	
	1,801,942,258.15	1,485,887,403.06	1,402,564,824.63	1,104,240,677.40

	1	2		
	1,735,355,219.49			1,735,355,219.49
	17,539,101.16			17,539,101.16
	46,182,514.99			46,182,514.99
	2,865,422.51			2,865,422.51
	1,758,971,789.01			1,758,971,789.01
	42,970,469.14			42,970,469.14

---

	926,466,873.37			926,466,873.37
	875,475,384.78			875,475,384.78

	1,416,298.07	
	-91,408.88	
	6,418,635.38	
	2,575,994.62	
	1,018.72	
	13,564,741.51	--

1

2

		/	/
	1.50%	0.0311	0.0309
	0.59%	0.0123	0.0122

3

1

2

3

4